

What is Forensic Finance?*

John M. Griffin[†]

Samuel Kruger[‡]

July 15, 2024

Abstract

We survey a growing field studying aspects of finance that are *potentially* illegal, illicit, or immoral. Some of the literature is investigative in nature to uncover malfeasance that is recent and possibly ongoing. Other forensic finance research examines past events to generate a fuller understanding of the activities, economic magnitudes, incentives, and players involved. The work spans newer areas such as cryptocurrencies, financial advisor and broker misconduct, and greenwashing; and newer research in established fields that are still developing, such as insider trading, structured finance, market manipulation, political connections, public finance, and corporate fraud. We highlight investigative forensic finance, common economic questions, common empirical methods, industry and political opposition, censoring, and the importance of avoiding publication biases. Compared to other finance papers, forensic work has similar citations and SSRN downloads, and more media and Securities and Exchange Commission (SEC) citations. Along with prominent examples of industry reform and awareness, this highlights the potential for real-world impact. By laying out commonalities in research themes, questions, methods, and approaches across fields that may at first seem disparate, we hope to encourage more investigation of incentives and mechanisms in darker corners of finance.

JEL classification: G18, G28, G38, G59

keywords: Fraud, Manipulation, Misreporting, Malfeasance, Conflicts of Interest

*We thank the editor, Chester Spatt, and the referee, Jonathan Karpoff, for helpful comments. Special thanks to Patrick Augustin, Zahi Ben-David, Nick Bollen, William Cong, Quentin Dupont, Alex Edmans, Francesco Franzoni, Jonathan Karpoff, Philipp Krueger, Zach Kowaleski, Pedro Matos, Aaron Pancost, Alex Priest, Marius Ring, Michael Sockin, Marti Subrahmanyman, Jay Ritter, Andrea Rossi, Laura Starks, Dragon Tang, Dan Taylor, Luke Taylor, Stefan Zeume, and Eric Zitzewitz for comments. We thank Max Sacher and especially Zirui Wang for excellent research support. Griffin is an owner of Integra FEC which engages in financial consulting and recovery on a variety of issues related to the investigation of financial fraud.

[†]McCombs School of Business, University of Texas at Austin. Email: John.Griffin@utexas.edu.

[‡]McCombs School of Business, University of Texas at Austin. Email: Sam.Kruger@mcombs.utexas.edu.

One needs only to open a newsfeed to realize that financial shenanigans, fraud, and other forms of financial malfeasance are constantly in the headlines. From the spectacular collapse and disappearance of crypto at the second-most popular crypto exchange (FTX), to various Ponzi and pump-and-dump schemes and accusations of hedge funds manipulating markets, a quick perusal of financial news indicates that there is an ample supply of such activities. Cost ranges of financial fraud are noisy but typically vary between three and nine percent of GDP (Gee and Button, 2019). What does academic research have to say about the prevalence, magnitude, and economic mechanisms regarding potentially nefarious activities in finance?

Newspapers that fund investigative journalism have experienced a recent decline (Turkel et al., 2021), but the top finance journals are dedicating substantial space to investigative and forensic topics, and there appears to be a growing awareness of the importance of these topics. Forensic finance encompasses a wide range of subject areas, and researchers may not fully realize the connections across diverse forensic topics. Additionally, forensic research varies widely in the nature and timeliness of events, the empirical methods being used, and the legality, magnitude, and economic incentives of the conduct being investigated. Nonetheless, there are important common themes across forensic topics.

From talking to many professors and PhD students, we see an interest in examining forensic areas in finance but limited understanding of where to start, how to weave an interesting practical examination into an academic exercise, and whether there will be sufficient academic interest. There is also little sense of how examinations of different markets may relate to one another. One of our main goals from this review is to highlight common themes and purposes in this field that can hopefully provide ideas to encourage future research with the possibility of real-world impact.

What is Forensic Finance? The term forensic finance is not widely used but is related the more well-known field of forensic accounting. In contrast to forensic accounting, which often focuses on the auditing of financials, forensic finance uses knowledge of specific financial areas along with multidisciplinary methods from econometrics, statistics, and data science to investigate forms of potential malfeasance that are of a financial nature or related finance. We define the field of forensic finance as the examination of anything that is *potentially* illegal, illicit, or immoral in financial markets. The examined events may

or may not be illegal and could be proven or disproven by the research. We view this definition as a useful way of describing the growing body of research summarized in this article, but we also note that others may describe this field with different names, and the term forensic finance does not have a settled definition.

Investigative forensic finance is a branch of forensic finance that focuses on recent or ongoing activity that is potentially nefarious. The questionable activity may have been previously unknown or may have been rumored or reported to have occurred but with a limited understanding of the scope, facts, players, and economic incentives. Since financial malfeasance is often hidden within the most complex and opaque areas of finance, thoughtful analysis and innovative data collection are often central to good forensic research. Additionally, it is important for researchers to be objective, open to academic debate, and to report non-results for investigations of financial matters that are rumored to be happening but may or may not be actually occurring. Whereas investigative journalists mainly learn from limited observations and interviewing participants in a market, investigative finance follows the forensic “tracks” in the data, tests alternative hypotheses, and in general digs much deeper.

A common and growing concern about business school research is that much of it lacks tangible, real-world impact on society. For example, a group of leading business school scholars, editors, and deans trying to address the issue states, “With a few notable exceptions, scholarly research rarely reaches the worlds of business or policy, and academic journals are neither read nor cited widely beyond the academic community” (Glick, Tsui, and Davis, 2018).¹ Similarly, Hoffman (2021) notes that there is a growing concern that academic research is becoming “increasingly irrelevant” and “insular” but also notes a shift among younger scholars that wish to “contribute to the real world” and “make a difference.” More broadly, Sarewitz (2016) details how science “advances most rapidly, and is of most value, when it is steered to solve problems” with “direct engagement

¹A recent continuation of this movement can be seen with the session for business school deans on “Increasing the Impact of Faculty Research” at Emory’s March 20 and 21, 2023 Business School Dean’s summit. Along the same lines, the *Financial Times* business school ranking team is exploring how to assess research’s “resonance with a broader audience and applicability to societal needs” (see <https://www.ft.com/content/7cf1deb9-f8dd-498e-9cab-e8bf3a615ee9>). In conversations with fellow finance academics, many colleagues express concerns about how useful some finance research is to society. An additional complexity is that real-world impact of academic research is difficult to measure and there are many avenues of potential impact.

with the real world” as opposed to focusing on publication of incremental new results in unrealistic lab settings.² While one response to the lack of practical impact is for universities to decrease the weight they put on publications in top journals ([Hoffman, 2021](#)), forensic finance research shows a path on which publication success and practical impact often co-exist. Forensic finance addresses important economic questions with the rigor and academic interest to be publishable in top finance journals while also being of interest to practitioners, journalists, regulators, and the general public.³ Forensic finance may provide a roadmap for other areas of research to have both academic and practical impact.

We show descriptive statistics about the publication, citations, and media of 6334 papers in the top three finance journals from January 2000 to April 2023. While it is difficult to precisely categorize forensic papers, 6.7% of papers published in the top 3 finance journals exhibit concentrated use of forensic words. Papers with forensic words have similar Google Scholar citations and slightly more SSRN downloads. Forensic papers have substantially more SEC citations and more media attention, indicating that they may be influencing SEC policy and could have a deterrent effect against nefarious activities. Perhaps not surprisingly, most of this impact is by a small set of papers. As an example of a paper with a seemingly large measurable impact, [Egan, Matvos, and Seru \(2019\)](#) documented the players and incentives in the financial advisor misconduct records, which led to substantial media scrutiny on financial advisor companies and changes to processes used by the SEC, the state of Massachusetts, and the Financial Industry Regulatory Authority (FINRA).

In addition to directly impacting nefarious activity, forensic research can also provide a useful balance to other finance research. In particular, academic research (as well as media coverage) about new markets and technologies (such as crypto and FinTech) may inadvertently slant toward their potential benefits. Forensic finance can potentially serve as a counterweight by examining what is happening at the ground level. Nevertheless, as

²Sir Leszek Borysiewicz, vice chancellor of the University of Cambridge writes, “Universities in turn are charged with holding a mirror to society — a duty that sometimes requires institutions of higher learning to speak ‘unpalatable truths’ that society might not want them to hear” ([Merchant, 2017](#)).

³In some cases media coverage and practitioner summaries can help to bridge this gap. For example, [Toffel \(2016\)](#) notes that one avenue of impact is “attracting the interest of those who write columns, blogs, and articles about research for practitioners.”

with many fields, a perceived publication bias towards shocking findings combined with open-ended methods of examination can also potentially lead to a publication bias. This is why we emphasize the importance of “*potentially*” in defining the contours of forensic finance. Non-results can be informative too, and we point to papers (including our own) that examined potentially nefarious activities and convincingly find no such evidence. We also highlight potential opposition to research from industry players and the importance of revealing the firm names of responsible parties to foster public scrutiny and practical change.

This paper builds upon important earlier surveys of forensic economics by [Zitzewitz \(2012\)](#) and forensic finance by [Ritter \(2008\)](#).⁴ [Karpoff \(2021\)](#) examines whether financial fraud, largely corporate fraud, is becoming larger or smaller over time. [Griffin \(2021a\)](#) surveys the academic literature surrounding the role of fraud in the financial crisis. A vast literature has developed since these prior surveys, with the nature of the questions, topics, and types of evidence shifting considerably along with the growing financial environment. For example, Ritter’s survey focused on mutual fund late trading, option backdating, initial public offering (IPO) allocations, and the changing of a database of analyst coverage. We examine academic studies involving financial reporting misconduct, financial market misconduct, financial advisor misconduct, and public finance misconduct. Examples include corporate fraud, structured finance, greenwashing, cryptocurrencies, market manipulation, insider trading, public corruption, tax evasion, and more. We focus on recent forensic finance research in areas that have not been widely surveyed with less focus on areas of forensic economics ([Zitzewitz, 2012](#)), such as price collusion and healthcare fraud, or forensic accounting ([Honigsberg, 2020](#)), although we see the intersection of these areas and finance as ripe for potential research.

By focusing on forensic finance, we do not wish to leave readers with the impression that finance is negative for society. To the contrary, finance is enormously beneficial, but its role in allocating resources is more effective when there are fewer frictions from malfeasance. Trust is also a necessary ingredient for participation in the financial system

⁴[Khwaja and Mian \(2011\)](#) also survey some common agency issues in the literature on corruption and rent seeking in financial markets. [Alexander and Cumming \(2020\)](#) provide chapters written by different authors on market manipulation, insider trading, and other forms of misconduct. [Cumming, Dannhauser, and Johan \(2015\)](#) survey the literature on causes and consequences of financial market misconduct. [Amiram et al. \(2018\)](#) survey the literature on corporate financial reporting fraud.

(Guiso, Sapienza, and Zingales, 2008). Exposing malfeasance can enhance trust both by eliminating misconduct and by increasing transparency for financial interactions that are free from misconduct. Zingales' (2015) presidential address argues that corruption and other forms of financial malfeasance have colored the perception of the finance field and that finance academics need to carefully consider their research and teaching on these important topics. We hope that this paper will provide context and mechanics to move toward the goal of adding more transparency to potentially nefarious activity in finance. We highlight the ways in which forensic finance has brought additional clarity to different areas of finance, and we include thoughts on areas for future research. This starts by understanding the mechanics of how a market functions, identifying potential conflicts of interest within the market, and assessing whether the market is properly functioning. In a world with increased complexity, polarization, and distrust, detailed and objective academic research on forensic topics can help restore integrity and trust to our global financial system.

The survey is broken down into three main pieces. First, we identify forensic papers published in top finance journals to broadly describe the field and its potential impact. Second, we summarize common themes and suggestions for impactful work. Third, we review important recent forensic research, organized by four main topic areas: financial reporting misconduct, financial market misconduct, financial advisor misconduct, and public finance misconduct. Financial reporting misconduct includes misreporting by corporations and investment firms, misreporting and related issues in structured finance (e.g., residential and commercial mortgage-backed securities), and misreporting of environmental, social, and governance measures, often referred to as greenwashing. Within financial market misconduct, we discuss cryptocurrencies, market manipulation, and insider trading. Financial advisor misconduct consists of fraud and other forms of misconduct by brokers and other financial advisors. Within public finance misconduct, we discuss public corruption, tax evasion, and government program fraud. We conclude with suggestions for future research and thoughts on how to shape the future of forensic finance.

I. Trends in Forensic Finance

What topics does forensic finance cover, how widespread is the research, and is it having an impact within and outside of academia? In this section, we identify forensic finance papers in top finance journals based on terms used in the articles to discern a sense for the forensic field from a perspective that is quantitative and as objective as possible. In particular, we examine words and terms frequently used by forensic finance papers, topic areas addressed by forensic finance papers, and the frequency with which forensic papers appear in top finance journals. We then examine measures of potential academic, general audience, and regulatory impact of forensic finance papers.

A. Forensic Areas and Words

To estimate the coverage and nature of forensic papers in finance journals, we identify papers related to forensic finance across the top three finance journals (*Journal of Finance*, *Review of Financial Studies*, and *Journal of Financial Economics*) from January 2000 to April 2023. Our focus on the top three finance journals is to identify a large and representative sample of prominent forensic finance research. Good forensic finance research also appears in other outlets including general economics journals and other finance journals as well as law and accounting journals. In our more detailed review of the literature, we consider many papers in other journals.

Because there is no JEL code or standardized keyword for forensic finance, we identify papers by searching the text of papers for words related to general forensic terms such as “fraud,” “misreporting,” and “conflict of interest”, as well as specific terms related to types of forensic finance research such as “insider trading,” “earnings management,” “back-dating,” “political connection,” “self-dealing,” and “tunneling.” The full list of forensic words is reported in Table IA.1. To check that this list of terms identifies fraud-related papers, we reviewed all words individually and dropped terms for which more than 30% of the flagged papers were false positives or which are frequently used in contexts that are not related to forensic finance. The full set of forensic finance terms is displayed as a word cloud in Panel A of Figure 1. Word variants are also included, and the size of each term represents the frequency with which the word is used in forensic papers. Some of the most common forensic terms are “insider trading,” “conflict of interest,” “political

connection," "manipulation," "earnings management," "back-dating," "mislead," "self-dealing," "misreporting," "corruption," "alleged," "illegal," and "lawsuit." We categorize a paper as being forensic finance if it uses forensic terms at least 20 times or at least 10 times with at least one usage in the title or abstract. See [Internet Appendix A](#) for additional details, validation, and sensitivity to alternative definitions.

Panel B of Figure 1 summarizes the keywords used in papers classified as forensic. Common keywords include many of the forensic terms, as well as topic areas such as corporate governance, hedge funds, mergers and acquisitions, and financial crisis. Common keywords present in non-forensic papers but not in forensic papers are asset pricing, capital structure, mutual funds, and institutional investors.

After applying this methodology to all *Journal of Finance*, *Review of Financial Studies*, and *Journal of Financial Economics* papers published between January 2000 and April 2023 (including forthcoming papers as of April 2023), we identify 426 forensic finance papers, which represents 6.7% papers published in the top 3 finance journals during this time period. Internet Appendix Table IA.11 lists all papers identified as forensic based on our methodology, sorted by the number of forensic words. The papers at the top of the list with the most forensic words are [Foley, Karlsen, and Putniņš \(2019\)](#) ("Sex, drugs, and bitcoin: How much illegal activity is financed through cryptocurrencies?"), [Liu \(2016\)](#) ("Corruption culture and corporate misconduct"), and [Piskorski, Seru, and Witkin \(2015\)](#) ("Asset quality misrepresentation by financial intermediaries: Evidence from the RMBS market").

Figure 2 plots the percent of papers with forensic finance terms overall and by the journal on a five-year rolling average basis from January 2004 to April 2023. The trend is upward sloping in the early 2000s with forensic papers growing from 4% of papers in 2004 to 8% of papers in 2010. In addition to increased forensic research, this trend could also reflect growing acceptance of using forensic terms in finance research. Since 2010, the share of forensic papers has been roughly constant in the range of 6 to 8%. The *Journal of Financial Economics* exhibited a higher rate of forensic papers early in the sample, and all three top finance journals have converged to similar rates more recently.

Forensic finance research addresses a broad range of topic areas as evidenced by the breadth of forensic words and keywords in Figure 1. To assess the distribution of forensic finance research compared to other finance research, Figure 3 plots the percent of top-3

finance publications from January 2000 to April 2023 that are forensic by 2-digit *Journal of Economic Literature* (JEL) codes.⁵ The breadth of forensic finance is readily apparent, with papers spanning all of the major 2-digit topic areas. On a relative basis, financial institutions and services (JEL code G2) and corporate finance and governance (JEL code G3) have a higher forensic share than financial markets (JEL code G1). Forensic finance papers also tend to include JEL codes outside of finance (non-G JEL codes). At the 3-digit level, forensic papers often include JEL codes associated with government policy and regulation (see Figure IA.1).

B. Impact of Forensic Finance Research

In this section, we consider four main measures of impact: Google Scholar citations, SSRN downloads, citations in SEC rules, and media coverage. Citations are the most traditional measure of academic impact, whereas SSRN downloads can be high for papers that are read more broadly than people just in the field. SEC citations are collected from proposed and final rules following and extending the sample of [Geoffroy and Lee \(2021\)](#).⁶ Panel A of Figure 4 plots five-year rolling average citations per paper for forensic and non-forensic papers by publication year from 2004 to 2022. Forensic papers have citation rates that are almost identical to other papers. To assess statistical significance, Table 1 reports results for a regression of citations on an indicator for forensic papers controlling for publication year and journal fixed effects, as well as the paper's most common one or two digit JEL code. On average, forensic papers have an extra 39 citations per paper, but this is statistically insignificant and economically modest relative to the mean of 299 citations per paper. Panel B of Figure 4 repeats the same exercise for SSRN downloads,

⁵See <https://www.aeaweb.org/econlit/jelCodes.php> for detailed descriptions of JEL codes. The *Journal of Financial Economics* lists JEL codes for each paper, and the *Review of Financial Studies* lists JEL codes starting in September 2015. For the *Journal of Finance* and earlier papers in the *Review of Financial Studies*, we collect JEL codes from working paper versions of published papers, which are available for 69% of papers.

⁶We use data provided by [Geoffroy and Lee \(2021\)](#) prior to 2017 and extend their sample from 2018 to present. They show that there were few citations before 2011 when the court's 2011 ruling against the SEC in the *Business Roundtable v. SEC* (647 F. 3d 1144, Court of Appeals, D.C. Cir. 2011) drastically increased the citations of academic papers in proposed rulemaking and resulted in fewer negative comment letters. SSRN downloads may be undercounted to the extent that working paper versions carry different titles and are not linked in SSRN to the published version. Additionally, some authors post versions on their websites or other places and not SSRN.

which is another potential measure of impact. Forensic downloads vary somewhat year-to-year but are higher than non-forensic papers in most years. Regressions in Table 1 show forensic papers to have an average of 126 more downloads, which is 13% of the mean and significant at the 5% level.

Figure 5 assesses the broader impact of forensic papers by also analyzing citations in SEC regulations and press mentions. Press coverage data come from Altmetric. Figure 5 plots 5-year rolling averages of SEC citations per paper and press mentions per paper by publication year, separately for forensic and non-forensic papers. The time series for this data is limited by the fact that SEC citations were rare prior to 2012, and Altmetric data is limited for papers published before 2016 and seems to undercount even afterward. Thus, we group all papers published prior to 2016 together. SEC citations for forensic papers are higher than non-forensic papers in all years, and press mentions per paper are meaningfully higher for forensic papers starting in 2019. Regression results in Table 1 indicate that both of these differences are statistically significant.⁷ Results are similar with generally higher statistical significance for all four impact measures when using a continuous measure of forensic words instead of the binary indicator for forensic finance research (see Table IA.3).

For additional context on forensic finance papers that are having a particularly large impact, Tables 2, 3, and 4 list the forensic papers with the most citations, SSRN downloads, and press mentions, respectively. Table IA.10 similarly lists the forensic papers with the most SEC citations. The titles and authors from these papers indicate that the field is quite disparate. Overall, the data indicate that forensic finance papers have many examples of papers that are heavily downloaded, discussed in the press, and quoted by the SEC.

II. Common Themes for Forensic Work

Before delving into specific areas of work, we outline investigative forensic finance, common economic questions for interesting work, common empirical methods, forensic finance theory, the importance of specificity for impact, potential opposition and censoring,

⁷The regression analysis in Table 1 is Winsorized at the 95% level with standard errors clustered by year. The Internet Appendix (Tables IA.4 to IA.6) repeats this analysis with alternative Winsorization and standard error calculations with similar results.

the importance of avoiding publication bias, and impact and enforcement. These themes are present across all areas of forensic finance research, including financial reporting misconduct, financial market misconduct, financial advisor misconduct, and public finance misconduct. We outline these topics with an eye toward suggestions for future impactful work.

A. The Investigative Branch of Forensic Finance

Investigative forensic finance is a branch of forensic finance that focuses on recent or ongoing activity that is of a potentially nefarious nature, but that has not been fully explored. The activity may not be known to have occurred at all or may have been rumored or reported to some extent but with a limited understanding of the actual occurrence, scope, facts, players, and economic incentives. Similar to how an investigative reporter might do a deep dive into an interesting topic to examine potentially dubious activity, a financial economist can also do impactful investigative work armed with detailed data, a scientific framework, and an understanding of financial methods. Uncovering something new is generally harder than building on existing work, but investigative finance has the benefit of shedding light on relatively unexplored phenomena, which has the potential for larger real-world impact through public awareness, enforcement, and regulatory changes.

Delving into a completely new space can be daunting. Perhaps for this reason, many researchers often focus primarily on existing areas with established academic literatures. For example, from 2004 to 2007, there were 40 papers published in the top three finance journals with “IPO” in the abstract or title, and no papers with “CDO” (collateralized debt obligation) in the abstract or title over this same period. However, the market cap of CDOs issued in 2006 was over fifteen times the value of IPOs, and as we now know, CDOs were at the heart of the financial crisis.⁸ Researchers subsequently found many dubious and illegal activities in CDOs and structured finance more generally. Investigating growing markets and relatively new financial products is often useful for identifying forensic topics. Additionally, in areas of rapid growth, the checks and balances that mitigate misconduct and conflicts of interest may not be fully developed.

⁸In 2006, approximately \$500 billion in CDOs were issued (Benmelech and Dlugosz, 2009), compared to \$30.5 billion in IPO issuance according to Jay Ritter’s website (see <https://site.warrington.ufl.edu/ritter/files/IPO-Statistics.pdf>).

The two largest impediments to doing investigative research are often not knowing what types of potentially nefarious activities to investigate and the ability to find data. One place to start is to examine what controversies are simmering under the surface in an area based on industry reports, regulatory proceedings, and discussions with market participants. While some market participants may have a strong incentive for secrecy, other market participants who are potentially harmed by the suspected activity may be more prone to talk. Sometimes questionable activities are so normalized in a space that the actors do not see anything amiss. Several times we have had market participants tell us that ‘of course’ this is the way the markets work, everyone knows it, and/or no one is harmed (except maybe unsophisticated actors). Potential activity may also be discussed on blogs or even in the broader media. A detailed understanding of institutional details is also needed to test the underlying mechanics of a market, such as settlement procedures, rating procedures, and underwriting processes.

B. What Makes for an Interesting Forensic Finance Topic?

An ideal forensic topic is one that is broad enough to be of interest to an academic audience and also has enough practical importance to catch the attention of market participants and the general public. One hurdle is how new or surprising the activity is, and a second hurdle is the economic magnitude of the activity. While it would be difficult to publish a paper about a single Ponzi scheme in an obscure market, a scheme that is large enough to meaningfully fuel movements in a sizeable market such as Bitcoin is both surprising and economically meaningful. Alternatively, aggregating many incidents of potential financial misconduct with common themes or players can also be of broad interest. In our experience, there are often differences of opinion among academics, with some academics not appreciating the importance of some topics that may be more important to practitioners and market participants.

Most papers develop from reading or hearing about real-world controversies or areas of potentially questionable activity. Even if the press is reporting on a topic, it is doubtful that they have fully explored the details and economic mechanisms. Rigorous research is needed to quantify how common the activity is, its economic magnitude, the mechanics of how the activity works, the players involved, and the costs and damage associated

with the activity. For example, even though anecdotes of mortgage fraud occurred in the press in 2006 and 2007 and were featured in the 2011 Financial Crisis Inquiry report ([Financial Crisis Inquiry Commission, 2011](#)), it was not until the emergence of detailed academic research, mostly starting in 2013 (five or more years after most of the fraud occurred), that one learned that the fraud included more than half of loans in residential mortgage-backed securities (RMBS), that firms were the major responsible parties, that most major originators and underwriters participated, that the fraud increased over time and was much higher in certain originators, and that the fraud led to inflated house prices (see [Griffin \(2021a\)](#)). For most topics, there are an array of things that can be learned from detailed academic analysis that go well beyond what can be learned from practitioner anecdotes, press articles, and even government investigations.

C. Common Empirical Methods and Data

Empirical methods for forensic finance vary across topic areas and overlap considerably with methods used in other empirical corporate finance and asset pricing settings. In particular, analysis that focuses on the causes and consequences of financial misconduct often faces the same types of identification challenges as other research topics. Natural experiments, matching, and instrumental variables can all be useful approaches to these questions. In particular, it is common to exploit differences in incentives and enforcement over time and across markets or market participants.

The specific form that forensic evidence takes can vary significantly and needs to be tailored to the topic being investigated. To the extent that economic incentives vary around specific thresholds, researchers can use differences in differences and discontinuity analysis to examine competing hypotheses. For example, discontinuities around zero may be tied to bonus incentives that could induce misreporting ([Bollen and Pool, 2009](#)). Detailed data on timing can also be revealing, such as [Ben-David et al.'s \(2013\)](#) evidence of hedge fund market manipulation based on abnormal returns in the closing minutes of trading at quarter end dates. Patterns around salient cutoffs and thresholds are also potentially informative. For example, [Garmaise \(2015\)](#) identifies borrower misreporting of personal assets in residential mortgages based on clustering above round number thresholds. [Griffin and Shams \(2018\)](#) show starkly different trading behavior in derivatives that are nearly

identical except that one can be used to move the benchmark at the settlement and the other cannot.

Rounding at particular numbers can also point to dubious behavior. For example, [Christie and Schultz \(1994\)](#) start with the simple observation that trading volumes are higher at quarter price increments compared to odd-eighths. Their in-depth investigation indicates that this pattern is likely due to dealers colluding to generate larger bid-ask spreads. [Griffin, Hirschey, and Kruger \(2023\)](#) follow this lead and find that, thirty years later, rounding is common in the municipal bond market and is often associated with higher dealer markups. Relatedly, Benford's law focuses on the distribution of the first significant digit in a series. It is widely used in accounting since people that are making up financial series tend to tilt to avoid certain numbers ([Durtschi, Hillison, and Pacini, 2004](#)). [Cong et al. \(2023\)](#) use Benford's law along with rounding and trade size distributions to examine the prevalence of potential wash trading on 29 cryptocurrency exchanges.

Regulatory changes and acquisitions can make for compelling difference-in-difference analysis, particularly if the questionable activity has different economic incentives around the change. Forensic papers frequently use multiple methodologies and go to great lengths to consider alternative explanations. Subsequent out-of-sample analysis can also be useful, particularly when regulatory changes (e.g., [Dimmock and Gerken \(2015\)](#); [Honigsberg \(2019\)](#)) or publicity from the research (e.g., [Christie, Harris, and Schultz \(1994\)](#)) has the potential to reduce misconduct without affecting other explanations.

Cross-validating data can also be a useful approach to check for nefarious activities. If the misconduct being investigated involves misreported data, it can be instructive to compare the data being investigated to data reported in other settings without the same misreporting incentives. For example, [Chen, Cohen, and Gurun \(2021\)](#) find that summary risk assessments disseminated by Morningstar (and self-reported by funds) do not match up with risk assessments for the underlying holdings matched to external databases of bond ratings. Similarly, [Griffin and Maturana \(2016\)](#) and [Piskorski, Seru, and Witkin \(2015\)](#) match loan-level data reported in RMBS prospectus supplements to county deeds data and credit bureau data to show that the RMBS loan characteristics were misreported.

Limitations on what a researcher can say often come down to the granularity and richness of the data being analyzed. A common theme in forensic research is that transaction-level data is often far more useful than aggregated data. For example, [Griffin, Kruger,](#)

and Mahajan (2023) use detailed loan-level data to identify suspicious loans, including businesses obtaining Paycheck Protection Program (PPP) loans that simply never existed and counties with more loans in certain industries than the number of businesses that exist in census data. This analysis may not have been possible if the SBA had not released loan-level PPP data with identifying information for individual borrowers. Cryptocurrencies are another setting in which transaction data can be used for forensic research. Though transactions initially appear to be anonymous, the combination of clustering algorithms, attribution data (linking addresses to named users), and other tracing techniques allows researchers to create flows that can be associated with particular entities and crypto exchanges (Meiklejohn et al., 2013; Griffin and Shams, 2020; Makarov and Schoar, 2022). Other examples of granular and detailed data include datasets with IP addresses linked to companies (Chen et al., 2020), geolocations (Gurun, Nickerson, and Solomon, 2023), satellite images (Mukherjee, Panayotov, and Shon, 2021), flight tracking (Yermack, 2014), housing deeds (Fang, Gu, and Zhou, 2019), return reporting revisions (Patton, Ramadora, and Streatfield, 2015), broker misconduct and revisions to misconduct data (Dimmock, Gerken, and Graham, 2018; Honigsberg and Jacob, 2021), criminal records (Griffin, Kruger, and Mahajan, 2023), government procurement contracts (Brogaard, Denes, and Duchin, 2021), connections to lobbyists (Gao and Huang, 2016), and identities linked to credit cards (Agarwal et al., 2020).

Occasionally, private data unexpectedly becomes available to academic researchers due to leaks, hacks, or other surprise disclosures. Wagner and Zeume (2023) survey the literature on data leaks associated with tax havens including the 2016 leak of the Panama Papers. Using this data, O'Donovan, Wagner, and Zeume (2019) identify public companies associated with the Panama Papers and find that these firms suffered stock market losses as a result of the leak. Another example of private data surprisingly becoming public is the hack and subsequent public disclosure of individual-level usage data from Ashley Madison, a dating platform associated with marital infidelity. Griffin, Kruger, and Maturana (2019b) show that individuals who use Ashley Madison are more likely to commit police misconduct and engage in multiple forms of white-collar crime. Academics may not understand the legality of using such data. Similar to rules that apply to investigative reporters, leaked data that has been publicly disclosed is in the public domain and permissible for use in academic research.

A final empirical challenge to forensic research is that there is often a tradeoff between proving the existence of misconduct and quantifying its magnitude. A narrow lens is often needed to identify smoking-gun patterns in the data that lack other plausible explanations, but focusing narrowly can underestimate the magnitude of the misconduct. Successful forensic papers often contain both narrow and wide empirical approaches to examine mechanisms and precise conduct while also estimating economic magnitudes.

D. Forensic Finance Theory

The broadest theoretical perspective for forensic finance is simply that agents respond to incentives. As proposed by [Becker \(1968\)](#), this applies to crime and misconduct just as clearly as other areas of economics. Another general theoretical lens for examining fraud is that fraud often correlates with the business cycle. A common observation formalized in a model by [Povel, Singh, and Winton \(2007\)](#) is that more fraud exists in economic booms because individuals are more trusting and monitor their investments relatively less closely, but fraud is revealed in down market conditions. The Bernie Madoff Ponzi scheme fits the pattern in that it occurred over a long period of positive markets but was only revealed by the financial crisis. The FTX crypto exchange grew in reputation and influence during booming markets, but severe problems were revealed when crypto crashed. There is also a more radical view that illegal activity can, at least partially, cause the boom. Though missing in standard economic models, [Easley and O'Hara \(2023\)](#) propose a psychological game theory model of ethics that endogenizes ethical behavior and proposes that misconduct can be contagious. [Hatfield et al. \(2020\)](#) show that syndicated markets, common to IPOs and financial debt markets, can facilitate collusive behavior even without market concentration. [Akerlof and Romer \(1993\)](#) argue that historical actors involved in looting an organization (such as banks in the U.S. savings and loan crisis) can move capital into a space in a manner that systematically increases asset prices. While most forensic finance research is empirically oriented, we also describe relevant theoretical research in specific areas such as in market manipulation along the way.

E. The Importance of Specificity

One interesting discussion we have had with other academics is on naming the companies responsible for potentially nefarious activity. Academics are often reluctant to name the responsible organizations. Common reasons discussed are that they feel that doing so would not appear sufficiently general or academic in nature, that the questions they are answering are broader than any one entity, that the government and others will follow up and investigate participants further, and that they are afraid to be accused of defamation or face other pushback from powerful corporate interests.

Our experience is that these concerns, though with some merit, are usually trumped by the benefit that naming entities has to the potential for practical impact. Not listing the responsible parties substantially dampens a paper's potential impact. While academic audiences are accustomed to somewhat abstract research, the general public (including market participants, regulators, and the press) is much more responsive to specific details. For example, as we discuss below, one reason [Egan, Matvos, and Seru's \(2019\)](#) research on financial advisors had such a large impact is that they named the financial advisory firms with the highest levels of financial misconduct. These firms then faced intense media scrutiny and questioning with the opportunity to both respond.

Further complicating disclosure of names, some databases are anonymized and prohibit de-anonymization. This has the effect of reducing scrutiny on firms, who are also often customers of the data providers. Regulatory data can also come with this restriction. For example, The Municipal Securities Rulemaking Board (MSRB) is a municipal bond rulemaking board that "protects and strengthens the municipal bond market." Yet their data at the market maker level is only released with a three-year lag and their agreement specifically prohibits de-anonymization. This has unfortunately kept market makers who have been found in academic work to have high markups from being named and called out. The academic community should push for greater transparency.

F. Opposition and Censoring

While being explicit and naming names has substantial benefits, it can also have costs. Interference from industry participants can occasionally be turned on papers. In our experience, company lawyers, academics, and consultants have tried to interfere in the

release and publication of our papers. Companies have also released disparaging public statements about our work, but later evidence disproved the company statements. Examples include mortgage underwriters, the Chicago Board Options Exchange (CBOE), Tether, and FinTech loan originators. Other authors we have talked to have also experienced companies or their lawyers trying to interfere in their work prior to publication, and fears that this could happen may dissuade some people from pursuing forensic research. Fortunately, in our experience at the University of Texas, and from other examples we have heard, universities understand the importance of academic freedom.

Additional hurdles of this sort on top of the refereeing process can be stressful and potentially deter forensic finance research to some extent. Universities and journals should be aware of the problem and should be prepared to support academic freedom. Given the potential for negative industry scrutiny, forensic finance authors should also be aware of this challenge and would be wise to be prepared for motivated criticism.

Academic audiences are inherently skeptical and, in our experience (and in the experience of others we have talked to), can be particularly skeptical about allegations of fraud or misconduct. This may be partially influenced by legal and cultural norms that accustom us to demand a high evidentiary burden for allegations of criminal or unethical behavior. However, imposing a higher bar on research with practical relevance is not an optimal policy if one wishes to encourage impact. Researchers should clarify potential limitations of their findings but should not be so cautious as to avoid speaking clearly.

Research censoring is also a potential problem and can come in several forms. Explicit and implicit censoring in non-democratic countries is perhaps the clearest example. China is particularly challenging in this respect. As a large and growing country with complicated dynamics between the political and private sectors, there are many areas for potential forensic research. However, academics may fear censoring, loss of data access, and other repercussions if they pursue this research. On the relatively benign but explicit end of this spectrum, one of us was instructed to change the seminar topic to something less “sensitive” before presenting at a Chinese university due to political pressure. Discussions after this experience indicated that members of the Communist Party within universities examine research to be presented and filter certain research dissemination. A sizeable number of Chinese academics have privately told us that they would like to examine forensic issues in China, but are concerned that it is too risky for them to do

so given the uncertainty about how one's findings might be viewed by the government. Recently an academic sent one of us an outline of a thought-provoking paper that could help financial markets be more informative. Sadly, the researcher indicated they were not going to be able to pursue the project given the increasing political sensitivities in China and Hong Kong. Chinese researchers in the U.S. and other countries may also feel pressure due to Chinese affiliations, family in China, and a desire to keep their options open to access data and travel back and forth to China. Given that many papers have highlighted corruption as an impediment to economic growth, forensic research could potentially lead to more change in high-corruption countries, but this research is constrained if these countries lack academic freedom.

Censoring and self-censoring also occurs (to a lesser degree) in countries that have stronger protections for academic freedom. Implicit or explicit restrictions from data providers are one example of this problem. We strongly encourage researchers to avoid data agreements that give the data provider a right to review and approve research prior to publication. Several researchers have told us privately of how such vendors have stopped their papers prior to dissemination, costing them months or more of work. Researchers may also face implicit pressure to avoid some topics to retain future data access. Based on conversations with academics working with government data at multiple agencies (e.g., the Federal Reserve, the SEC, and the Treasury Department), censoring of research is a common concern for topics that are politically sensitive.⁹ While there is probably no way to fully eliminate these pressures, professional norms opposing review and approval of research findings may help. Ideally, government agencies should adopt academic policies to prohibit research censoring. Academic journals may be able to nudge government agencies in this direction by requiring more explicit disclosure of the details of research approval processes.

G. Avoiding Publication Bias

One concern with forensic papers is that, like many other fields, there can be a publication bias toward finding surprising results and against publishing non-results. To counter this

⁹Despite this censoring, there is some research uncovering nefarious activities at these agencies such as a paper by [Cicero \(2009\)](#) on option exercise backdating that originated while he was an employee at the SEC.

force, it would be useful to publish more thoughtful non-results and refutations of existing research. A recent case in point is [Azar, Schmalz, and Tecu \(2018\)](#), a provocative paper published in the *Journal of Finance* that finds rather shocking evidence that concentrated ownership of firms in the airline industry causes higher ticket prices. The implication is that large institutional holders implicitly or explicitly discourage competition between firms they hold in the same industry to keep prices high, thereby helping shareholders and hurting consumers. The paper attracted the attention of the media, policy proposals to limit institutional ownership, over 750 Google Scholar citations, and was widely presented and appeared to pass a litany of robustness concerns. However, [Dennis, Gerardi, and Schenone \(2022\)](#) carefully unpack this analysis and find that the higher airline prices in [Azar, Schmalz, and Tecu \(2018\)](#) are driven by higher airline market shares as opposed to variation in institutional ownership.¹⁰ [Gilje, Gormley, and Levit \(2020\)](#) develop a new measure of common ownership and find no evidence of a relation between common ownership and airline ticket prices. [Koch, Panayides, and Thomas \(2021\)](#) find no evidence (with a tight confidence interval) of a relationship between ownership concentration and product market competition across a wide variety of industries. [Lewellen and Lowry \(2021\)](#) use a variety of plausibly exogenous changes in institutional ownership and find that none of these affect firm profitability, investment, mergers, or coordination. Given that the publication of such papers serves as an important disciplinary tool and encourages academic discourse, it is a positive development that the top journals accepted these papers and encouraged such debate.

There are also a number of published papers finding non-results, or explanations for things that may at first seem nefarious. For example, [Augustin, Cheng, and den Bergen \(2021\)](#) examine the controversial February 5, 2018 blowup of inverse VIX products, (XIV, SVXY) that some market participants speculated was a result of market manipulation. They show the short-term one-day spike in VIX is likely a non-nefarious feedback loop caused of roll-over hedging partially facilitated from the large growth of inverse VIX products. In the informed trading literature, many papers find that investment banks trade opportunistically and utilize their private information for trading, but [Griffin, Shu, and Topaloglu \(2012\)](#) use more detailed broker-level trading data and find no evidence to

¹⁰[Azar, Schmalz, and Tecu \(2022\)](#) respond that the placebo test of [Dennis, Gerardi, and Schenone \(2022\)](#) is incorrect, but [Dennis, Gerardi, and Schenone \(2022\)](#) provide even further evidence to refute these claims.

support investment bank trading desks utilizing private information for trading. [Hilscher, Pollet, and Wilson \(2015\)](#) find that there is no evidence for informed trading in the credit default swap market in contrast to findings in a smaller sample by [Acharya and Johnson \(2007\)](#). [Mehran and Stulz \(2007\)](#) survey articles for the *Journal of Financial Economics* regarding potential conflicts of interest at financial institutions and find that because of incentive systems set up to mitigate potential conflicts, this earlier literature “reaches conclusions that are weaker and often more benign than the conclusions drawn by journalists and politicians.”

The papers discussed above and others finding non-results (e.g., [Bates, Lemmon, and Linck \(2006\)](#), [Jorion and Schwarz \(2014\)](#), [Kempf \(2020\)](#), and [Ben-David, Birru, and Rossi \(2019\)](#)) were published in the top finance journals. To avoid publication bias, it is important that the literature continues to publish well-designed empirical papers that find no evidence of nefarious activities and papers finding flaws in prior research.

H. Enforcement and Practical Implications

This article includes concrete examples of forensic finance research increasing public awareness, leading to enforcement actions, lawsuits, and regulatory changes. Nevertheless, we also note more soberly that, like most research, change can be slow and may not be the norm; and there are examples of nefarious activities being convincingly uncovered by academic research (including that of the authors) with little discernable change afterward. The disconnect between academic research and real-world impact may exist for a variety of reasons, including industry entrenchment disconnects between academics and practitioners, including people in the legal and regulatory community.

One issue is that academic papers often rely on large-scale evidence involving multiple firms over a number of years to prove that something is statistically likely to be happening. In contrast, enforcement investigators often start with a single observation that can be proven with certainty. Thus, the language and nature of statistical findings are often quite different from the type of evidence that is most useful for prosecution and regulatory actions. Additionally, lawyers typically look for statistical evidence to be corroborated by eyewitness accounts and evidence from industry insiders. Government enforcement actions also can also face significant pushback from firms with large resources for their

defense, including top-notch lawyers and well-paid academic and industry consultants.

A final note regarding the impact of research is that authors may need to discuss items in a clearer manner to reach a broader audience. Academic researchers often speak with many caveats and complexities that can obfuscate the central findings and implications of their research. Impactful forensic finance research requires a balance between being detailed enough for an academic audience and writing clearly enough that the research can be understood by lay readers. There is also an important role for journalists that understand finance to help bridge this gap.

Based on the measures discussed in the previous section and many individual examples, forensic papers clearly have the potential to make a substantial impact. We now turn to surveying particular topics in the forensic arena.

III. Financial Reporting Misconduct

Financial reporting misconduct involves misreporting financial information to potential investors. The most established part of this literature focuses on misreporting by corporations and investment firms. We also review a rich literature on misreporting in structured finance that developed following the 2008–2009 financial crisis as well as a newer literature on misreporting of environmental, social, and governance (ESG) information.

A. Corporations and Investment Firms

Corporate misconduct and financial statement manipulation are two of the most prominent forensic finance topics. There is a large literature on corporate misconduct and culture that has been active for a long time and spans finance, economics, law, and accounting. Some of the most highly cited papers in Table 2 are from this literature. For example, “Earnings management and investor protection: an international comparison” (Leuz, Nanda, and Wysocki, 2003) finds that investor protections decrease earnings management. Another one of the most cited papers in the area, “Who Blows the Whistle on Corporate Fraud?” (Dyck, Morse, and Zingales, 2010), finds that smaller players like employees, media, and industry regulators are more important actors than the SEC and auditors.

The literature on corporate misconduct and misreporting is expansive and has been surveyed elsewhere, so we do not attempt to fully summarize it here. For more comprehensive treatment, [Amiram et al. \(2018\)](#) surveys the literature on corporate financial reporting fraud. [Karpoff \(2021\)](#) examines whether financial fraud, largely corporate fraud, is becoming larger or smaller over time. [Karpoff et al. \(2017\)](#) compare widely-used corporate fraud data sources to detailed SEC and DOJ case histories. [Dyck, Morse, and Zingales \(2023\)](#) exploit the demise of Arthur Andersen to estimate the prevalence of hidden corporate fraud and find that two thirds of corporate fraud is undetected. We also note that several recent trends in this literature include the examination of contagion in earnings management to peer firms ([Kedia, Koh, and Rajgopal, 2015](#)), the role of corporate culture (e.g., [Hilary and Hui \(2009\)](#); [Guiso, Sapienza, and Zingales \(2015\)](#); [Liu \(2016\)](#); [Parsons, Sulaeman, and Titman \(2018\)](#); [Graham et al. \(2022\)](#)) and the ethics of individual executives (e.g., [Benmelech and Frydman \(2015\)](#); [Davidson, Dey, and Smith \(2015\)](#); [Cline, Walkling, and Yore \(2018\)](#); [Griffin, Kruger, and Maturana \(2019b\)](#)), and the role of CEO incentives ([Bergstresser and Philippon, 2006](#)).

There is also growing research about manipulation of valuations in private markets. Because of the illiquid and uncertain nature of private firm valuations, private equity funds are able to misstate valuations or reported IRRs when raising new equity. [Brown, Gredil, and Kaplan \(2019\)](#) find that this activity concentrates in underperforming funds and that top funds may actually understate valuations. [Gornall and Strebulaev \(2020\)](#) find that even though the features of share classes offered in different venture capital rounds differ substantially, venture capital firms frequently value them as if they are the same. In a sample of 135 unicorn firms, this leads to large overvaluations. These overvaluations can help venture capital firms raise funds, and mutual funds investing in these companies also frequently report inflated valuations, both of which can mislead potential investors. [Gahng \(2023\)](#) finds that there is considerable bunching in private valuations just above one billion dollars, which is the threshold for “unicorn” status. The valuations are stretched upward by firms including authorized but unissued employee share options in the valuation calculations despite considerable uncertainty as to whether these shares will ever be granted, vested, or exercised. Glassdoor reviews indicate that employees seem to be excited to work for a unicorn firm and may not understand that the true valuation of their options has been diluted.

Manipulation of reported values can also occur in other areas of investment. For example, [Chen, Cohen, and Gurun \(2021\)](#) compare the credit ratings on actual bond holdings to those self-reported by managers to Morningstar. They find that mutual fund bond managers systematically overstate the fraction of their portfolios in high rating categories when they self-report to Morningstar. Since Morningstar is a trusted source that investors look to for information, funds with overstated credit ratings and higher yields attract substantial flows and also allow the managers to charge 11.4 bps higher fees. Younger managers are more likely to misclassify their portfolios. Misclassified funds underperform when junk bonds crash, which is consistent with the hidden risk materializing for these funds. The effects that [Chen, Cohen, and Gurun \(2021\)](#) identify are economically sizeable, persistent, and harm both individual and institutional investors. [Mullally and Rossi \(2023\)](#) find that mutual funds strategically change their historical benchmarks to manipulate their benchmark-adjusted returns. This practice is most common in high-fee funds and attracts fund flows despite continued underperformance.

B. Structured Finance

Structured Finance, which involves debt that is collected into pools, tranced, and securitized, is generally perceived to be at the heart of the 2008–2009 financial crisis. Academic research into the space did not detect the problems as they were occurring but did substantially help to understand the full extent of the conflicts of interest and misreporting in the space in the aftermath of the crisis. Academic research after the crisis also frequently assesses the impact of post-crisis regulatory fixes.

The most prominent example of structured finance fraud is mortgage misreporting. [Piskorski, Seru, and Witkin \(2015\)](#) examine the role of asset misrepresentation in mortgage-backed securities (MBS) in the run-up to the financial crisis. Released in February 2013, this paper was the first to show wide-scale evidence of fraud in 2005–2007 non-agency MBS securities. By comparing MBS prospectus supplement data to alternative data sources without incentives for misreporting, [Piskorski, Seru, and Witkin \(2015\)](#) show that MBS deals frequently understated how many of their underlying loans had second liens and were not owner-occupied, both of which are important risk factors for predicting default. Overall, 9% of loans have one of the two forms of misrepresentation. Misreporting is asso-

ciated with higher loan default rates but did not affect MBS pricing, indicating that MBS investors were seemingly unaware of the misrepresentations in the MBS prospectuses.

Griffin and Maturana (2016) (released shortly after Piskorski, Seru, and Witkin (2015)) use different data sources for cross-validation and find similar second-lien and owner occupancy misreporting, and substantially more widespread evidence of loan-to-value misreporting due to inflated appraisals. Combined, these measures indicate that 48% of loans securitized from 2003 to 2007 exhibited at least one of the three forms of misreporting. Misreporting rates vary widely across originators, and most large underwriters passed along these misrepresentations to investors despite hiring due diligence firms to scrutinize the loans. Additional research also shows evidence of misreported borrower income (Jiang, Nelson, and Vytlačil, 2014; Ambrose, Conklin, and Yoshida, 2016; Mian and Sufi, 2017), misreported borrower assets (Garmaise, 2015), intentional appraisal overstatements (Agarwal, Ben-David, and Yao, 2015; Kruger and Maturana, 2021), and inflated transaction prices (Ben-David, 2011). Mortgage originators and underwriters paid over \$137 billion in fines and legal settlements for creating and marketing fraudulent MBS.¹¹ These findings indicate that investigations of the MBS sponsors were not a witch hunt by the Department of Justice (DOJ), as some bankers seemed to claim. Rigorous academic scrutiny with public presentation of facts and analysis can be increasingly important in a world where the DOJ and other enforcement agencies are increasingly perceived to contain a political component. Deceptive or unfair loan terms, known as predatory lending, were also widespread in the subprime mortgage market during this time period (Agarwal et al., 2014).

Can academic research be more proactive to help identify and prevent problems before they blow up? In the aftermath of the financial crisis, Dodd-Frank substantially expanded regulations related to structured finance, including mandated risk retention, increased transparency and monitoring, and enhanced oversight of credit ratings.¹² Industry reports suggest that problems in structured finance have largely been fixed (e.g., Morningstar

¹¹See Griffin, Kruger, and Maturana (2019a) for details. Griffin (2021a) surveys additional research and government reports on mortgage misreporting as well as the interactions between the various securitization participants.

¹²Credit ratings enabled the growth of structured finance in the runup to the financial crisis and overwhelmingly missed risks and malfeasance in the MBS and CDO markets, potentially due to conflicts of interest between rating agencies and deal sponsors. See He, Qian, and Strahan (2011), Griffin and Tang (2011, 2012), Eling and Hau (2015), and Griffin (2021a)).

(2015)). However, [Baghai and Becker \(2020\)](#) find that S&P issued inflated ratings relative to its competitors to gain back market share starting in July 2011 after being shut out of a subset of the commercial mortgage-backed security (CMBS) market consisting of fusion deals. [Flynn and Ghent \(2018\)](#) find that new entrants in the CMBS market from 2009 to 2014 engaged in more credit rating catering than the legacy competitors. Similarly, [Cornaggia, Cornaggia, and Israelsen \(2022\)](#) find that rating agencies issue inflated municipal bond ratings compared to their competitors when they receive higher fees. A second major problem leading up to the financial crisis was that assets going into structured finance products were modeled as if they were nearly uncorrelated ([Griffin and Nickerson, 2017](#)) but turned out to be substantially more correlated. [Griffin and Nickerson \(2017\)](#) find that the correlation assumptions used by S&P and Moody's in the aftermath of the financial crisis are considerably lower than those generated by the historical data, indicating that the rating agencies are still modeling deals too aggressively. A third lesson learned from the financial crisis is that rating agencies applied inconsistent standards across rating classes ([Cornaggia, Cornaggia, and Hund, 2017](#)), with areas like structured finance having inflated ratings due to the opacity of the space, which makes it more difficult to rate.¹³ In the COVID crisis, [Griffin and Nickerson \(2022\)](#) find that rating agencies downgraded corporate ratings but failed to downgrade collateralized loan obligations (CLOs) made up of these downgraded bonds. [Griffin and Nickerson \(2022\)](#) show that in many cases the collateral deterioration was large enough such that S&P and Moody's should have downgraded the collateral according to their stated methodologies. Overall, these issues regarding credit ratings are all similar to issues identified in the run-up to the financial crisis, suggesting that new regulations and increased industry scrutiny have not fixed some of the major underlying problems.

Commercial mortgage-backed securities seemingly did not play a role in the financial crisis, but also may have suffered from conflicts of interest. [Wong \(2018\)](#) examines a conflict of interest in CMBS in which special servicers dispose of assets to related parties.

¹³Consistent with this finding, a DOJ settlement with S&P found that they were slow to downgrade structured finance products in 2007 due to business concerns. Following this settlement, the DOJ noted, "As S&P admits under this settlement, company executives complained that the company declined to downgrade underperforming assets because it was worried that doing so would hurt the company's business. While this strategy may have helped S&P avoid disappointing its clients, it did major harm to the larger economy" (see <https://www.justice.gov/opa/pr/justice-department-and-state-partners-secure-1375-billion-settlement-sp-defrauding-investors>).

After acquiring four large special servicers in 2010, the servicers began liquidating properties at a 14% discount relative to other properties, leading to losses to the CMBS pools. More recently, [Griffin and Priest \(2023\)](#) find that CMBS loans from 2013-2019 are commonly structured based on inflated income projections and that loans with inflated income projections experience higher losses both prior to and especially during the COVID time period. Certain originators consistently inflate both underwritten and historical income. Risk-retention policies of Dodd-Frank make no difference in income overstatement, potentially because there are ways for issuers to dispose of their risk-retention exposure. The falsification of commercial MBS income is again similar to the use of doctored financials in pre-crisis residential MBS.

Despite this academic evidence, we are not aware of significant efforts by industry participants or government regulators to fix these issues. Perhaps this is because there have not been widescale losses in post-financial-crisis structured finance products, often touted in industry as structured finance “2.0.” However, because of the way that structured products are designed and modeled, true asset quality is not fully revealed until the stress test of a prolonged economic downturn occurs, not during boom periods when ratings may be inflated (as modeled by [Bolton, Freixas, and Shapiro \(2012\)](#)). If the academic research discussed above is correct, the structured finance space may fail the test, though in different spaces (CMBS and CLOs) than in the financial crisis (RMBS and CDOs). More investigative research could be done to examine additional areas of structured finance such as student loans, other asset-backed securities (ABS), post financial crisis RMBS, and the structuring of leveraged loans and the bond market more generally.

C. Greenwashing

As recently surveyed by [Starks \(2023\)](#) in her AFA Presidential Address, there is a large and growing literature extolling the nature and benefits of ESG investing. There is also an emerging literature examining activities that may be consistent with “greenwashing” or actual ESG activity that is inconsistent with stated ESG objectives. We can roughly segment the literature into potential greenwashing by funds, greenwashing by individual firms, and inconsistencies and even misreporting in ESG rankings.

There is an active debate in the literature about the extent to which ESG mutual funds

positively impact the causes they purportedly support. Observable metrics for funds' 'greenness' include what type of stocks they hold and how they vote on shareholder proposals. Regarding mutual fund holdings, [Gibson et al. \(2022\)](#) find that European institutions that sign the Principles for Responsible Investment (PRI) improve their ESG scores as one might expect, but in the U.S. there is no improvement in the average ESG rating of their portfolios. For a subset of institutional PRI signers, they even report that "they do not incorporate ESG issues in their investment process" despite this being principle #1 of the document they signed. Similarly, [Kim and Yoon \(2023\)](#) examine U.S. mutual funds and find that, for funds that sign the PRI, on average, they do not hold portfolios with higher ESG scores, nor do they improve the ESG scores after signing. Nevertheless, they heavily market PRI affiliation and attract large inflows. [Liang, Sun, and Teo \(2022\)](#) also find that hedge funds greenwash by signing the PRI and advertising ESG, but do not hold stocks with higher ESG ratings or engage in ESG activities. [Raghunandan and Rajgopal \(2023\)](#) find that ESG funds hold firms with a higher amount of labor and environmental law violations and more carbon emissions. [Andrikogiannopoulou et al. \(2023\)](#) identify greenwashing based on discrepancies between text-based ESG prospectus discussions and actual ESG holdings and find that greenwashing is growing and attracts fund flows.

Regarding shareholder voting, [Dikolli et al. \(2022\)](#) find that ESG funds are more likely to vote for ESG shareholder proposals, but [Li, Naaraayanan, and Sachdeva \(2023\)](#) find that ESG funds vote against these proposals when voting is close. [Andrikogiannopoulou et al. \(2023\)](#) find mixed results. [Atta-Darkua et al. \(2023\)](#) find that climate-conscious investors mainly green their portfolios by re-weighting investments as opposed to engaging with management to decrease emissions at existing portfolio companies. [Dumitrescu, Gil-Bazo, and Zhou \(2023\)](#) define greenwashing as when funds market themselves as an ESG fund and then either fail to invest in firms with a high sustainability ranking or fail to vote for ESG shareholder proposals more than other funds. By this criteria they find that 29% of U.S funds are greenwashing.

Regarding potential greenwashing by firms, [Ferrés and Marcet \(2021\)](#) find that firms participating in illegal price fixing increase their corporate social responsibility scores to offset the stigma of their corporate misconduct. Similarly, [Akey et al. \(2024\)](#) find that firms increase their charitable contributions after suffering data breaches as a way to rebuild

their reputations. [Hong et al. \(2019\)](#) find evidence that high ESG may pay off for firms in the form of preferential government treatment, as evidence by more favorable settlements for Foreign Corrupt Practices enforcements. [He et al. \(2024\)](#) measure firms' green talk on conference calls compared to their green walk in terms of environmental incidences and find that greenwashing precedes more environmental incidents, enforcement actions, and carbon emissions, but yet higher environmental ratings. [Wu, Zhang, and Xie \(2020\)](#) have a model where among other predictions, high transparency can eliminate greenwashing and encourage firms to make more observable ESV investments.

In addition to variation in ESG ratings across agencies ([Berg, Kölbel, and Rigobon, 2022](#)), there is also work examining whether ESG ratings are influenced by conflicts of interest. Consistent with conflicts of interest influencing ESG ratings, [Tang, Yan, and Yao \(2022\)](#) find that firms who hold larger ownership positions in MSCI receive relatively higher and less informative ESG ratings from MSCI's newly acquired KLD ratings. [Li, Lou, and Zhang \(2023\)](#) find that after ESG rating agencies are acquired by Moody's and S&P, they issue more favorable ESG ratings to their credit rating clients and that the biases are greater the more extensive the business ratings. [Berg, Fabisik, and Sautner \(2021\)](#) find that a major rating provider backdates ESG scores to apparently appear positively correlated with future stock returns. [Cornaggia and Cornaggia \(2023\)](#) find that when ESG rating models change their weights, firms respond in the same month to increase their scores on the criteria receiving more weight. These changes appear to be purely cosmetic as firms do not reduce future ESG incidents nor the release of toxic chemicals. Firms with more ESG shareholders are more likely to engage in this form of ESG rating management. Overall, given the dollar amounts riding on ESG investments and ratings and the ambiguity of definitions and ratings, it appears that the market may be plagued with incentives issues that are similar to the credit rating agency literature. Further forensic research drawing out these connections could be of substantial practical benefit.

IV. Financial Market Misconduct

Financial market misconduct consists of illegal and illicit activities involving financial markets. We start this section with a survey of forensic research related to cryptocurrency markets and then summarize more traditional financial market misconduct research re-

lated to market manipulation and insider trading.

A. Cryptocurrencies and DeFi

Academic research in cryptocurrencies was at first predominately in computer science but then gravitated to using finance tools and frameworks to understand financial activity. Cryptocurrencies provide an interesting framework to examine financial activity because the transactions are digitally recorded on blockchains, which are generally public ledgers designed to operate largely outside of the traditional financial system's regulatory framework. As discussed in the data section, these public ledgers can also be a source for a diligent researcher to use clustering techniques, attribution, and other big data techniques to understand crypto movements. For example, [Meiklejohn et al. \(2013\)](#), a computer science paper, details how clustering algorithms of bitcoin activity can be used to identify transactions moving through the Silk Road, a darknet marketplace for illicit products and services such as illegal drugs, weapons, forgeries, credit cards, and pornography that operated between 2011 and 2013.

[Foley, Karlsen, and Putniņš \(2019\)](#) build upon this framework to provide an examination of the total magnitude of potential illicit activity transacting in dark markets from January 2009 to April 2017. They find that 46% of non-exchange-related Bitcoin activity is associated with darknet websites known for illegal activities. Towards the end of their sample in April 2017, this number decreases below 25%, coinciding with the use of other less traceable cryptocurrencies such as Monero and Zcash, the use of ETH trading on the Ethereum blockchain, and the popularization of Bitcoin more generally. Overall, they estimate that 27 million bitcoin market players conduct \$76 billion in annual illegal activity, which is approximately three-fourths of the size of the U.S. illicit drug trade. Their study has important implications for law enforcement as the techniques used in the paper demonstrate concrete methods and approaches to systematically examining darknet activity that could warrant further investigation.¹⁴

[Makarov and Schoar \(2022\)](#) provide a general analysis of the players in the Bitcoin market and find that illegal activity, scams, and gambling account for less than 3% of Bit-

¹⁴Cryptocurrency is also frequently used to facilitate ransomware, and [Sokolov \(2021\)](#) finds that Bitcoin transaction activity and fees increase around times of ransomware activity in 2014-2015.

coin volume from 2015 to 2021. Differences in their approach compared to [Foley, Karlsen, and Putniņš \(2019\)](#) are that they ignore within-cluster dark market volume (including peeling chains), take a more conservative labeling for related-party dark market transactions, and start with a larger denominator by counting total volume including exchanges (which is over 75% of total volume). Even with this more restrictive approach, given the increase in the size of the Bitcoin market in 2020, they estimate \$1.6 billion in dark market activities, \$1.7 billion in online gambling, \$1.4 billion associated with mixers (a technique designed to obfuscate the origins of cryptocurrency holdings), and \$550 million associated with scams. They document that illegal marketplaces such as Hydra (a Russian dark marketplace) frequently transact with off-shore exchanges with questionable policies. These off-shore markets then interact with more regulated crypto exchanges that follow Know-Your-Customer (KYC) and Anti-Money Laundering (AML) rules.

One challenge for investigating darknet marketplaces is that they are constantly migrating and developing new technologies such as tumblers, mixers, and less-traceable crypto protocols.¹⁵ [Cong et al. \(2023\)](#) provide a useful overview of crypto investment scams, Ponzi schemes, ransomware, money laundering, and dark markets. Several companies such as Chainalysis, and TRM Labs focus on “attribution” or gathering detailed information regarding potential identities and even IP addresses of darknet activity. [Chainalysis \(2024\)](#) produces an interesting annual summary report that tracks possible amounts of stolen funds, scams, sanctions, dark markets, ransomware, cyber security, fraud shows, child abuse materials, terrorism finance, and malware. However, the report does not detail its methodology and seems mostly limited to funds that flow into addresses that have been specifically identified as illicit, which likely severely understate the scope of illicit activity.¹⁶

Rigorous academic research can help better understand the nature, scope, locations, and economics of the dark market activities that are occurring in crypto. [Cong et al. \(2023\)](#) find that ransomware is often underreported and is carried out by an array of sophisticated direct and indirect ransomware gangs that use bitcoin to split and obfuscate funds. They identify 43 ransomware gangs that carried out 2,690 separate attacks from May 2019 to

¹⁵Tumblers and mixers pool tainted and non-tainted cryptocurrency funds together and then split them apart in ways that make it difficult to trace the tainted funds.

¹⁶Chainalysis also provides monitoring services to industry participants and rarely identifies specific entities.

July 2021. [Griffin and Mei \(2024\)](#) use reported addresses from scams (sometimes referred to as pig butchering) to track crypto on the Ethereum blockchain. They find that funds from scam victim often enter the system through transparent exchanges like Coinbase and Crypto.com and exit through more opaque exchanges such as Binance and Huobi. Most of the scamming activity from 2021 to 2024 occurs on the Ethereum blockchain, and 84% of these transactions are in the Tether Stablecoin. On-chain fees to facilitate this money laundering are less than one percent. Deposit addresses that collect significant funds from scams are associated with \$75 billion of activity, demonstrating the pervasive magnitude of scamming activity. Their findings have substantial implications for enforcement, policy, and the crypto industry as they indicate that the legitimate crypto ecosystem is serving as the main entry and exit point for criminal activity.

In addition to facilitating illicit commerce, the opaqueness and lack of regulation in cryptocurrency markets may also open the currencies themselves to fraud and manipulation. [Griffin and Shams \(2020\)](#) examine the role Tether played in the earlier Bitcoin ecosystem. Tether is associated with one of the largest crypto exchanges, Bitfinex. Bitfinex historically claimed that each Tether stablecoin is worth a dollar and backed by U.S. dollar reserves. However, starting in 2017, some market observers questioned whether Tether was actually fully backed by reserves.¹⁷ [Griffin and Shams \(2020\)](#) develop a set of hypotheses testing what one should expect to see if Tether was fully backed as claimed, and what one might expect if Tether were, at least partially, unbacked by U.S. dollars. Drawing on the literature in international finance, they create flows of Tether and examine the relation of these flows to crypto exchanges. If Tether was being created unbacked and pushed out to the market, they hypothesize that it would have an inflationary effect on crypto prices. Indeed, they find that Tether flows are large and are often being used to purchase bitcoin following a drop in bitcoin price. During a period of a meteoric rise in Bitcoin from March 2017 to March 2018, they find that 1% of the time series with the largest amount of Tether moving out of Bitfinex can explain 59% of Bitcoin's compounded return and 64.5% of the returns for the next six largest cryptocurrencies.

In revising the paper through the journal review process, the authors dug into the

¹⁷The most outspoken critic of Tether is an anonymous Twitter account named Bitfinex'ed that provides a cohesive argument that Tether is not being transparent in showing the funds for its backing. Tether noted that hiring auditors in the emerging space is difficult and provides a partial audit showing that the stablecoin is fully backed as of particular dates.

precise Bitcoin wallets and found that almost all this price-inflating behavior traces to one large account (often known in crypto-speak as a whale) that brings more than half of the incoming Bitcoin to Bitfinex. Additionally, the paper digs into the mechanics of how Tether is used to stabilize prices.¹⁸ Griffin and Shams (2020) also look at potential backing issues by focusing on end-of-the-month and one mid-month partial audit, with evidence suggesting that Bitfinex/Tether likely sold Bitcoin for cash before these dates (putting temporary downward price pressure on Bitcoin) in order to show sufficient cash reserves.

When the working paper version of the paper was released, it created substantial controversy sparking coverage in over 800 media outlets. Tether issued strong statements about the “deeply flawed paper,” affirming that it was fully backed, driven by demand, and that the company and its affiliates had never engaged in market or price manipulation.¹⁹ On April 30, 2021, Tether’s lawyer admitted that Tether was at times backed by only 74 cents of cash and equivalents, and Tether paid fines to both the New York Attorney General’s office (\$18.5 million) and the Commodity Futures Trading Commission (\$42.5 million) for not being fully dollar-backed as Tether had originally claimed.²⁰ Beginning in March 2019, Tether changed its public statements to allow for reserves from sources other than cash equivalents.²¹ Tether and Bitfinex have still, to our knowledge, not provided detailed audits despite previous promises. In at least 14 documents related to rejections of Bitcoin ETNs, the SEC cited the Griffin and Shams paper regarding potential manipulation of the underlying Bitcoin price.²²

¹⁸For example, in days after Tether issuance, the large account pushes Tether out to the market and purchases bitcoin at levels just below round-number thresholds. This is consistent with the large Tether-related whale providing a price floor for bitcoin around salient price thresholds.

¹⁹See <https://www.bitfinex.com/posts/432> and <https://www.nytimes.com/2018/06/13/technology/bitcoin-price-manipulation.html>.

²⁰See <https://www.bloomberg.com/news/articles/2019-04-30/tether-says-stablecoin-is-only-backed-74-by-cash-securities>, <https://ag.ny.gov/press-release/2021/attorney-general-james-ends-virtual-currency-trading-platform-bitfinex-illegal>, and <https://www.cftc.gov/PressRoom/PressReleases/8450-21>.

²¹See <https://cointelegraph.com/news/changes-to-tethers-terms-of-reserves-raises-fresh-concerns>.

²²See Winklevoss Order, 83 FR at 37585-86; Bitwise Order, 84 FR at 55405 n.379, <https://www.sec.gov/rules/sro/nysearca/2022/34-95180.pdf>, <https://www.sec.gov/rules/sro/nysearca/2022/34-94395.pdf>, <https://www.sec.gov/rules/sro/cboebzx/2022/34-94396.pdf>, and <https://www.sec.gov/rules/sro/cboebzx/2021/34-93559.pdf>.

Examining an earlier time period, [Gandal et al. \(2018\)](#) find that manipulation related to suspicious trading on the Mt. Gox Bitcoin exchange likely caused Bitcoin's price rise in late 2013 from approximately \$150 to more than \$1,000 in two months. Interestingly, issuance of Tether grew from \$2.5 billion at the end of the [Griffin and Shams \(2020\)](#) sample period in March 2018 to \$68 billion as of January 2023. Much of this subsequent increase in Tether issuance occurred during late 2020 and 2021, when Bitcoin grew from below \$10,000 to over \$68,770 at its peak in November 2021. Potential manipulation has been raised as a possibility during this time period, but the details seem largely confined to some blog posts.²³ It would be interesting to assess the generalizability of findings of this nature.

There are also other areas of the crypto space worth examining. [Cong et al. \(2023\)](#) find that trillions of dollars and more than 70% of the total volume was due to wash trading on unregulated exchanges, but little wash trading occurred on regulated exchanges. Exchanges eager to draw attention and customers seem to undergo a lifecycle effect whereby new exchanges engage or allow substantial fake trading volume to grow in rankings, and more established, larger exchanges allow less wash trading. [Amiram, Lyandres, and Rabetti \(2024\)](#) confirm and extend this analysis with additional measures of fake volume documenting potentially fabricated trades from 2013 to 2021. [Pennec, Fiedler, and Ante \(2021\)](#) use web traffic and compare statistics across twelve exchanges to estimate that wash trading exchanges may overstate volume by 25 to 50 times.²⁴ A positive development related to this research is that ranking websites such as CoinMarketCap and CoinGecko changed their metrics from being purely volume-based to filter out fake volume using approaches similar to those utilized by [Cong et al. \(2023\)](#).

[Li, Shin, and Wang \(2023\)](#) detail how groups on Telegram organized pumps of particular coins with a sample of around 500 pumps on centralized exchanges and 1500 pumps on PancakeSwap, a decentralized crypto exchange. Insiders buy the coins ahead of the pump and make money at the expense of outsiders who buy the coin after the first 30 seconds. The authors point out that it is puzzling why so many outsiders participate in pump-and-dumps and suggest that they may do so because of overconfidence and gam-

²³See <https://www.coalexander.com/post/binance-spoofy-bots-and-liquidations> and <https://www.singlelunch.com/2022/01/09/an-anatomy-of-bitcoin-price-manipulation>.

²⁴[Aloosh and Li \(2024\)](#) complement these studies with detailed data providing direct evidence of wash trading on the Mt. Gox exchange.

bling preferences. [Hamrick et al. \(2021\)](#) search Discord and Telegram for six months in early 2018 and find similar evidence of nearly 5,000 pump-and-dump operations. Pumps initiated on the Discord platform for less liquid coins moved prices by 23%, and prices of top-75 coins increased by 3.5% on average.²⁵

Despite the growing academic research in crypto and acknowledging that this survey is not exhaustive, particularly with respect to working papers and papers in computer science, there appear to be many areas for possible further examination. For example, the collapse of the FTX crypto exchange was surrounded by accusations of the draining of reserves (to a related hedge fund) and the manipulation and use of FTX's coin (FTT) as collateral. Quadriga, once the largest Canadian exchange, also had reserves drained right before its mysterious founder purportedly died while on a trip to India in December 2018, which was the source of substantial controversy and speculation.²⁶ In February 2014, the largest exchange in the crypto world, Mt. Gox, declared bankruptcy and announced the loss of over \$500 million worth of bitcoin missing from their own accounts and from customers' accounts due to a mysterious "hack."²⁷ Many other crypto exchanges and projects have experienced "hacks" and the disappearance of capital. For example, a website that keeps track of losses from 2020 to 2022 details 136 occurrences, 39 of which involved estimated losses of \$25 million or more.²⁸ Research with the benefit of blockchain data could perhaps shed greater light on the mechanics and economics behind these patterns.

Crypto also experienced over 2,390 initial coin offerings (ICOs), raising \$12 billion in capital with spectacular returns in 2017 and early 2018. [Benedetti and Kostovetsky \(2021\)](#) examine the ICO market and conclude, "Our paper shows that ICOs investors are compensated handsomely for investing in new unproven platforms through unregulated offerings. It suggests that scams, while plentiful in number, are not as important in terms of stolen capital because investors are shrewd enough to spot (and underfund) them." [Lee, Li, and Shin \(2022\)](#) highlight the spectacular returns to ICOs while also discussing a role

²⁵See also [Xu and Livshits \(2019\)](#) and [Kamps and Kleinberg \(2018\)](#) for additional analysis of cryptocurrency pump and dump activity.

²⁶See <https://decrypt.co/5853/complete-story-quadrigacx-190-million>.

²⁷See [Decker and Wattenhofer \(2014\)](#), <https://www.reuters.com/investigates/special-report/bitcoin-gox>, and <https://blog.wizsec.jp/2015/04/the-missing-mtgox-bitcoins.html>.

²⁸See <https://rekt.news/leaderboard>, <https://www.nytimes.com/2022/09/28/technology/crypto-hacks-defi.html>, and [Charoenwong and Bernardi \(2024\)](#).

for monitoring in that “analysts’ ratings predict potential fraud and token-price volatility.” The sample periods in both papers end in 2018. [Phua et al. \(2024\)](#) provide a more sobering view with a broader sample of 5,935 ICOs where they estimate that 38.7%, or \$12 billion in capital, are likely scams using a detection-controlled model.²⁹ Overall, it is unclear how much of the ICO boom and bust cycle was due to excessive speculation versus exit scams, pump and dumps, or other fraud.

Crypto news in 2021 and 2022 mainly had an optimistic spin.³⁰ Academic research on crypto has also been mostly positive and may play a role in encouraging the space more generally. Harvard finance Professor Marco Di Maggio’s whitepaper concluding that Terra’s decentralized peg to the dollar was highly robust ([Platias and Di Maggio, 2019](#)) is perhaps the most prominent example of pro-crypto academic research.³¹ The whitepaper details conditions in which Terra, a decentralized stablecoin pegged to another coin, Luna, might break the peg and concludes, “Our findings, based on 1 million years’ worth of simulation data, indicate that Terra’s peg is highly robust under both forms of stress.” Yet three years after the whitepaper, the then \$18 billion Terra stablecoin depegged and crashed toward zero as the value of its sister token Luna also collapsed.³²

In a heavily downloaded SSRN article and book, [Harvey, Ramachandran, and Santoro \(2021\)](#) herald DeFi as the future of finance. The book devotes a chapter to risks in Defi. Nevertheless, a reader could easily become lost in the concepts of what DeFi might be someday at the expense of losing sight of what is currently taking place in DeFi.³³ Numer-

²⁹In a whitepaper, [Griffin \(2021b\)](#) examines the EOS ICO in 2017 and 2018, which was the largest ICO ever, raising \$4.2 billion. Though this whitepaper only examines a single ICO, its deep dive into blockchain data details how a recycling scheme from a set of investors pumped the price of the EOS token during the long ICO period. If this pattern held for other large coins, it could provide evidence against the narrative that scams are easily identified by the market and left only to smaller coins.

³⁰This could be due to the general optimism of those who work in and write about the industry. However, at least one crypto news site also received secret sources of funding(see <https://www.axios.com/2022/12/09/bankman-fried-funded-crypto-news-site-block>).

³¹Di Maggio is co-director of the Fintech, Crypto, and Web3 lab at Harvard and has an impressive publication record. He also played a leading role in the Terra project and Terra’s stability (see <https://medium.com/terra-money/have-you-met-marco-216ca2a8b944>).

³²The fundamental mechanics of the Terra peg to a dollar is that the amount of Luna per Terra would fluctuate based on the value of Luna. As Luna’s price collapsed, this mechanism broke down. In another whitepaper (titled “Anchor: The Gold Standard for Passive Income on the Blockchain”), [Platias, Lee, and Di Maggio \(2020\)](#) introduce Anchor as a stable DeFi savings protocol on the Terra blockchain.

³³DeFi pools and platforms are home to thousands of unregistered tokens and coins that have been used for various investment and market manipulation schemes including the creation and draining of liquidity

ous theoretical papers also describe and narrate the economics, mechanics, and general appeal of decentralized ledgers and a crypto economy (e.g., [Schilling and Uhlig \(2019\)](#); [Cong, Li, and Wang \(2021\)](#); [Huberman, Leshno, and Moallemi \(2021\)](#)). While potentially useful for understanding the possible benefits of crypto, some theories model how things like smart contracts can resolve frictions including principal-agent and commitment issues.³⁴ Casual readers may not understand that these simplifications may mean that the modeled crypto monetary universe differs in important ways from actual crypto products and markets observed today. As an example of a balanced perspective, [Cong and He \(2019\)](#) model how smart contracts can mitigate informational asymmetry but blockchain consensus generation can encourage collusion. More research on the dark side of crypto is likely useful for balancing this perspective to better understand what is currently occurring in the crypto space and the extent to which it is a safe and worthwhile place to invest.

B. Market Manipulation

Market manipulation is an area with significant academic work and even more attention from government and media investigations. The most prominent recent example of market manipulation is the London Interbank Offered Rate (LIBOR), which was one of the most important reference points in finance until recently, with prominent use as a reference rate for variable interest rate loans and as the basis for \$200 trillion worth of derivative trades annually ([Alternative Reference Rate Committee, 2018](#)). Evidence of potential LIBOR manipulation was first revealed in investigative reporting in the Wall Street Journal ([Mollenkamp and Whitehouse, 2008](#)). [Abrantes-Metz et al. \(2012\)](#) and [Gandhi et al. \(2019\)](#) examined LIBOR deviations and found some evidence of potential manipulation but were not able to make definitive inferences.³⁵ [Bonaldi \(2017\)](#) builds a structural model of LIBOR

pools, rug pulls, hacks, and code exploits. Crypto trading firm Elliptic produced a report detailing that DeFi users lost \$12 billion from scams and hacks in 2020 and 2021 (see <https://www.elliptic.co/resources/defi-risk-regulation-and-the-rise-of-decrime>).

³⁴For example, [Schilling and Uhlig \(2019\)](#) articulate this positive narrative by assuming away real-world frictions. In particular, they state, “[W]e imagine a future world here, where such impediments, instabilities, and manipulation issues are resolved or are of sufficiently minor concern for the payment systems both for Dollars and the cryptocurrency.”

³⁵[Eisl, Jankowitsch, and Subrahmanyam \(2017\)](#) find that a potential manipulative submission by even one to three banks can significantly change LIBOR rates.

rates and finds that modeled rates are significantly higher than actual rates, consistent with misreporting. Government investigations into LIBOR led to penalties of \$9 billion for nine firms ([Gandhi et al., 2019](#)), and LIBOR was largely replaced by the Secured Overnight Financing Rate (SOFR) in 2022.

Growing evidence of market manipulation has motivated several interesting theory papers. In a rookie job market paper resulting in a University of Chicago placement, [Zhang \(2022\)](#) provides a theoretical overview of cross-market derivative manipulation. He finds that manipulation can be defined, harms hedgers and the spot market, and causes non-fundamental basis risk for contract holders, which can lead to decreased trading volume. The paper defines illegal market manipulation as any situation in which traders move the spot market to increase payoffs on their derivative contract positions. A potential policy implication is to limit contract sizes in the spot market. [Duffie and Dworczak \(2021\)](#) model tradeoffs for benchmarks to avoid manipulation and find that it is optimal to use value-weighted average prices and avoid thinly traded benchmarks. They also find that it is beneficial to avoid benchmarks whose underlying asset market is thinly traded relative to the market for financial instruments that are contractually linked to the benchmark. However, they also note that it is difficult and may not be optimal to design benchmarks that cannot be manipulated, which creates a role for enforcement with costly detection from regulators.³⁶ As part of their role on the Financial Stability Board to reform LIBOR, [Duffie and Stein \(2015\)](#) propose two main fixes: using reference rates derived from market prices and alternative benchmarking rates.³⁷

The Chicago Board Options Exchange's (CBOE's) Volatility Index (VIX) is one of the most prominent indexes derived from market prices. Once a month at settlement, the calculated VIX value is used to settle billions of dollars worth of derivative contracts. [Griffin and Shams \(2018\)](#) document large swings in the VIX index at the exact times of the settlement. They set up three main hypotheses for the swings, including hedging, liquidity, and manipulation. A striking feature that weighs heavily against the hedging

³⁶Theoretical work by [Kumar and Seppi \(1992\)](#) and [Spatt \(2014\)](#) also discusses conditions that may facilitate manipulation. [Spatt \(2014\)](#) and [Putniņš \(2012\)](#) provide a broader overview of the earlier theory literature on manipulation as well as the incentives, types, and empirical evidence of manipulation.

³⁷They summarize this part of the problem as, "[L]IBOR-based derivatives markets can accommodate extremely large derivatives positions. A trader with a sufficiently large position can profit significantly from even tiny distortions in [L]IBOR fixings."

and liquidity explanations is that there are less expensive ways to hedge volatility and VIX exposure. Extremely out-of-the-money Standard and Poor's 500 Index (SPX) put options have substantial weight in the VIX formula and sometimes trade as high as \$0.30 in the VIX settlement despite trading at \$0.05, or not at all, seconds before or after the settlement. Pushing the price of these options can have a large impact on the VIX settlement value, and it is hard to explain why traders would massively overpay for such options when they could hedge volatility more cheaply using liquid in-the-money options, volatility swaps, or purchases of the same options at their normal price a minute after the settlement.

Interestingly, the designers of the European volatility index (VSTOXX) were seemingly concerned that putting too much weight on illiquid out-of-the-money put options in their settlement process could expose the index to potential manipulation. In contrast to the VIX, the VSTOXX settlement formula cuts off the tails at €0.50 and also calculates the index once a minute for a thirty-minute window. Despite these precautions, [Griffin and Shams \(2018\)](#) show that some VSTOXX settlements feature a) large spikes in volume and prices for options out to the €0.50 but not beyond, b) spikes in volatility only for the 30-minute interval followed by a reversal, and c) volume spikes exactly at the cadence of every minute over the entire 30-minute interval. With both the VIX and VSTOXX, settlement deviations did not track other volatility measures. The pattern in both the VIX and VSTOXX suggests that whoever trades in the underlying SPX options at settlement is more concerned about moving the respective settlement formulas than trading volatility cheaply. This would make sense if the trader had a large futures position that would benefit from this uneconomic lower-level SPX trading activity.

Rather than VIX settlement deviations decreasing after the release of the paper, the settlement deviations from August 2016 to April 2018 averaged 6.98% of the VIX price, which is 4.5 times the percent deviations identified in the academic paper. A large 12.8% deviation in April 2018 with no other market events drew some public discussion that caused the CBOE to release a statement indicating that they had analyzed the settlement and that the movement was caused by one large trader but was consistent with normal market activity. They also took time to again criticize Griffin and Shams for having a "fundamental misunderstanding about how VIX derivatives are traded and settled."³⁸ In

³⁸This is after the authors had extensively studied the settlement, been through the academic review process, and talked to numerous market participants including representatives from the exchange. Griffin

other markets, three firms were fined by the CBOE for “disruptive trading” in smaller volatility markets (emerging markets, Brazil, and oil) with the same settlement patterns and mechanics that were highlighted by [Griffin and Shams \(2020\)](#). These products, all of which generated little revenue, were discontinued by the CBOE.³⁹ Over time, the CBOE adjusted the VIX settlement process to add liquidity and make it costlier to move the settlement.⁴⁰ Nevertheless, the May 2021 settlement deviation was over 12%, seemingly indicating that these adjustments were not sufficient.

Although the empirical manipulation literature is not large, there are other noteworthy papers. [Merrick, Naik, and Yadav \(2005\)](#) examine manipulation in a 1997–1998 market squeeze using United Kingdom Financial Services Authority regulatory data and show how trader identities can help identify the mechanics of how traders move prices in the cash market to profit in their futures positions. [Henderson, Pearson, and Wang \(2020\)](#) examine manipulation in the pricing of retailed structured products issued between 1994 and 2016. They find abnormal price increases of individual equities used to determine structured product prices. These price increases are driven by large trades, reverse the following day, and are larger for products issued by banks that have been fined more by the SEC and DOJ. The inflated prices at the closing of these products add to the growing evidence that the increasingly complex design features in retailed structured products shroud their risk, high markups, and low returns to retail investors (e.g., [Henderson and Pearson \(2011\)](#), [C  lerier and Vall  e \(2017\)](#), and [Egan \(2019\)](#)). [Comerton-Forde and Putniņš \(2014\)](#) find that many stocks in the U.S. and Canada exhibit features of closing price manipulation, but only a small percentage are investigated.

There is a significant literature on mutual funds and hedge funds manipulating stock prices at a quarter or month ends to generate higher reported returns. [Zweig \(1999\)](#) and [Carhart et al. \(2002\)](#) find that mutual funds push certain stock prices prior to quarter ends

released an op-ed agreeing that a 12.8% settlement deviation was, unfortunately, becoming more normal and asking why the CBOE had not revealed whether the large trader that moved the settlement had held (and profited from) an upper-level VIX futures position (See <https://www.bloomberg.com/opinion/articles/2018-05-01/does-the-vix-need-fixing-sure-looks-that-way>).

³⁹In the Matter of Akuna Securities LLC, (File No. 19-0002, STAR No. 20160520613), Decision Accepting Letter of Consent, p. 3. In the Matter of DRW Securities LLC, (File No. 17-0063, STAR No. 20150448574), Decision Accepting Letter of Consent, p. 3. Docket/Case Number 15-0039 / 20150449107.

⁴⁰See https://cdn.cboe.com/resources/release_notes/2021/Update2-VWAP-Calculation-for-VX-Futures-Daily-Settlement-Prices.pdf.

to generate higher returns.⁴¹ Ben-David et al. (2013) find that some hedge funds push prices in illiquid stocks at month end followed by a reversal the next day. The hedge fund price pressure is consistent with evidence on discontinuous positive hedge fund performance (Bollen and Pool, 2009), selective return reporting (Aiken, Clifford, and Ellis, 2013), a December effect at year-ends (Agarwal, Daniel, and Naik, 2011), revision of hedge fund returns (Patton, Ramadora, and Streatfield, 2015; Aragon, Nanda, and Zhao, 2021), underreporting of risk (Patton and Ramadorai, 2013), and improper reporting of stock equity holdings to hide trading (Cao et al., 2023).

Overall, the literature on incentives and potential manipulation of prices and reported returns for mutual funds, hedge funds, and private equity funds is considerably more developed than the literature on market manipulation. This is probably due to both data availability and the extensive amount of research on financial institutions more generally. The derivatives area may be ripe for more investigative research. Media reports showed investigations into manipulation of foreign exchange manipulation, gold, silver, and oil markets.⁴² Recent theoretical work by Hatfield and Lowery (2023) shows that spot-price contracting in the beef-processing industry can be used to sustain collusive pricing. Spoofing, an activity in which traders seek to move markets with layers of limit orders that are entered (and later withdrawn) in large quantity to move market prices without actually transacting, is another topic that appears ripe for more academic research. Spoofing investigations by the DOJ and Commodity Futures Trading Commission (CFTC) have led to substantial fines and criminal penalties, but there is almost no empirical research on spoofing.⁴³ Williams and Skrzypacz (2021) present a theoretical trading model of spoofing and show that it can slow price discovery and raise bid-ask spreads.

⁴¹Hu et al. (2014) find that this is mostly caused by a lack of sell trade activity rather than direct buying.

⁴²See reports on foreign exchange <https://www.bloomberg.com/news/articles/2013-08-27/currency-spikes-at-4-p-m-in-london-provide-rigging-clues>, gold <https://www.reuters.com/article/banks-gold-forex-idCNL6N0NE3K920140422>, silver <https://www.marketwatch.com/story/jp-morgan-hsb-sued-for-silver-manipulation-2010-10-27>, and oil <https://www.telegraph.co.uk/finance/newsbysector/energy/10057017/BP-Shell-and-Statoil-investigated-over-suspected-oil-price-manipulation.html> and <https://www.reuters.com/article/us-brent-lawsuit/nymex-traders-alleg-e-big-firms-manipulated-brent-oil-prices-idUSBRE9A510320131106>.

⁴³Lee, Eom, and Park (2013) examine spoofing trades in Korea. JPMorgan paid a \$920 million dollar fine for spoofing (see <https://www.wsj.com/articles/jpmorgan-paying-920-million-to-resolve-market-manipulation-probes-11601393666>), and traders at other firms have also been convicted of spoofing (see <https://www.justice.gov/opa/pr/former-wall-street-precious-metal-traders-sentenced-wire-fraud>).

C. Insider Trading

Figure 1 shows that insider trading is one of the more commonly used forensic words, and also one that occurs more often in the earlier years of the study. Nevertheless, insider trading is an area that still experiences ongoing research and debate. Using data on registered insiders in the U.S., early work found evidence of the informativeness of insider trades (Lorie and Niederhoffer, 1968; Jaffe, 1974), but not enough to cover transactions costs (Seyhun, 1986), and only from purchase transactions (Lakonishok and Lee, 2001).⁴⁴ One way to divide the literature is by examining registered trades to insiders and unregistered insiders. An extensive literature has been developed examining the registered trades to insiders because the data is readily available from corporate insider filings from the SEC in the U.S. Insider trading in trades not registered or reported by insiders is potentially more prevalent but is harder to detect.

Executives often enter into agreements with brokers to sell pre-specified shares well in advance. Cohen, Malloy, and Pomorski (2012) separate these routine insider transactions from those that are atypical and find that non-routine insider transactions earned sizeable abnormal returns. Ali and Hirshleifer (2017) argue that this effect is generated by a subset of opportunistic insiders who trade profitably ahead of large movements in quarterly earnings announcements in both buy and sell trades. Linking to the corporate culture literature, they also find that firms involved in these trades have more firm-level misconduct based on financial restatements, SEC enforcement actions, litigation, and earnings management. Kallunki et al. (2018) find that less wealthy executives and those with past criminal histories are more likely to engage in insider trading. Alldredge and Cicero (2015) find that some of what appears to be profitable insider selling is from public information, and insiders may be more attentive to public news. Akbas, Jiang, and Koch (2020) divide insiders into those with short or long investment horizons and find that the trades of short-horizon insiders are most informative of impending future earnings announcements. Firms with short-horizon insiders also have more earnings management and less research and development. Biggerstaff, Cicero, and Wintoki (2020) find that utilizing information in the timing of the insider's trades is useful for predicting returns from

⁴⁴Bhattacharya (2014) surveys the evidence in favor of disallowing and allowing insider trading and, in the process, surveys most of the older evidence. Rather than debating the efficacy of insider trading, our analysis will focus on surveying the more recent research and discussing its potential impact.

both insider buys and sells. Beyond insider filings, [Yermack \(2009\)](#) finds that insiders may backdate gifts to their charitable foundations to stock price peaks before the stocks fall. [Jagolinzer \(2009\)](#), [Larcker et al. \(2021\)](#), and [Fich, Parrino, and Tran \(2023\)](#) show evidence of executives abusing SEC Rule 10b5-1 stock trading plans to disguise insider trading. Some of the most abusive practices including trading soon after adopting a plan (sometimes even on the same day) and executing all sales on a single day have subsequently been limited by the SEC.⁴⁵ A recent paper by [Jackson, Lynch-Levy, and Taylor \(2024\)](#) digitizes paper filings of previously unexamined forms and finds that foreign executives of U.S.-listed firms heavily exploit their inside information in their trading activities. The patterns are particularly pronounced in countries without extradition treaties such as China and Russia. Their study was followed by the recent introduction of the 2023 “Holding Foreign Insiders Accountable Act,” and the SEC changed its rules to require these forms to be submitted electronically starting in 2023.⁴⁶

Trading on inside information that is not reported in corporate filings from insiders is inherently more difficult to detect. One avenue is to look for where insiders might trade ahead of material events. Trading of this nature could be due to trading by insiders or trading based on information obtained through legal means. Tighter confidence windows and more aggressive trading raise the inference that the information may have been leaked from insiders. Derivatives give investors more leverage and may be the method of choice for someone with precise information. Consistent with this prediction, [Cao, Chen, and Griffin \(2005\)](#) find that short-term out-of-the-money call options frequently experience a sudden increase before material takeover announcements. [Acharya and Johnson \(2010\)](#) find evidence that information leaks show up in the stock and options market more often on acquisition deals with a larger number of banking participants. In a large sample of over 1,800 takeovers, [Augustin, Brenner, and Subrahmanyam \(2019\)](#) find that 25% of takeovers have highly suspicious out-of-the-money option activity and that at least half of the leakage may be due to insider information. Interestingly, they find that the SEC prosecutes only 9% of the deals they identify as highly suspicious.⁴⁷

While most of the papers on insider trading examine trading in the U.S., there is also a

⁴⁵See <https://www.sec.gov/news/press-release/2022-222>.

⁴⁶See <https://www.sec.gov/rules/final/2022/33-11070.pdf>.

⁴⁷[Augustin and Subrahmanyam \(2020\)](#) survey the broader literature regarding informed and illegal option trading before corporate events.

literature comparing potential insider trading across countries. [Bhattacharya and Daouk \(2002\)](#) show that while most markets have insider trading laws, fewer actively enforce these laws, and lack of enforcement is associated with a higher cost of capital. [Bushman, Piotroski, and Smith \(2005\)](#) show that analyst coverage increases after enforcing these laws. [Griffin, Hirschey, and Kelly \(2011\)](#) show that in emerging and some developed markets with considerable insider trading, stock prices react little to major news announcements. This is because most participants are trading ahead of public announcements. Proportionally, insider trading is likely more pronounced in developing markets, but analysis is often hampered by lack of data.

Another angle to examine is trades that may be connected to insiders. [Ahern \(2017\)](#) collects information from SEC and DOJ insider trading cases and finds most inside information in these cases originates from corporate executives and passes to close family and friends ahead of major events such as takeover and earnings announcements. One method to assess the extent of such leaked information is to find connections between investment banking and closely related institutional trading behavior suggesting the use of inside information. [Massa and Rehman \(2008\)](#), [Bodnaruk, Massa, and Simonov \(2009\)](#), and [Ivashina and Sun \(2011\)](#) all document connected institutional trading. [Lowry, Rossi, and Zhu \(2019\)](#) find that advisory banks in takeover activity engage in informed trading in options rather than stock. [Li, Mukherjee, and Sen \(2021\)](#) identify the broker through which each insider trades and find that mutual funds and analysts affiliated with these brokers make more informative trades and forecasts immediately following insider trades.

[Griffin, Shu, and Topaloglu \(2012\)](#) use more detailed broker-level trading data with more possible connections than many of the previous papers but find no evidence to support the view that investment bank trading desks utilize private information for trading. They argue that the connected trading literature may suffer a publication bias in that there is an open-ended process for finding potential insider connections, and journals may implicitly favor positive results rather than non-results. Similarly, [Ben-David, Birru, and Rossi \(2019\)](#) examine the personal trades of corporate insiders in their retail brokerage accounts and find no evidence of insider trading for related firms. As discussed previously, giving voice to non-results like this (especially when the non-results have high statistical power) is an important antidote to potential public bias in favor of non-zero results.

V. Financial Advisor Misconduct

One of the best recent examples of forensic finance research with practical impact is the growing literature on financial advisor misconduct, spearheaded by a series of papers by Mark Egan, Gregor Matvos, and Amit Seru and separately Stephen Dimmock and William Gerken. For example, [Dimmock, Gerken, and Graham \(2018\)](#) examine financial advisor records from FINRA including 26,000 cases of misconduct from 1999 to 2011 and ask whether fraud is contagious among advisors. They use advisory firm mergers to carefully show that plausibly exogenous changes in firm advisor relocations affect firm culture. Advisors now placed in the same office as advisors with a misconduct record become 38% more likely to commit financial fraud.

In their first paper, [Egan, Matvos, and Seru \(2019\)](#) find that seven percent of financial advisors have misconduct on their records. The major forms of misconduct are unsuitable securities, misrepresentation, unauthorized activity, omission of key facts, improper fees, fraud, and violations of fiduciary duty. While half of the advisors lose their jobs for misconduct, some firms seem to specialize in hiring advisors with previous misconduct records.⁴⁸ An important aspect of the paper is that the authors list firm names with their summary misconduct percentages. Oppenheimer, First Allied Securities, Wells Fargo, and UBS top the list, with more than 15% of their advisors having misconduct records.⁴⁹ This listing, along with the substantial media attention that the paper received (55 press citations according to Altmetric), seems to have had a disciplinary effect.⁵⁰ As the number one offender, Oppenheimer received substantial media attention and stated that they made significant changes to address the issue.⁵¹ In September 2016, the SEC prominently cited

⁴⁸Labor market outcomes for individuals involved in misconduct appears to vary across settings. For example [Karpoff, Scott Lee, and Martin \(2008\)](#) find that culpable managers overwhelmingly lose their jobs following SEC and DOJ enforcement actions for financial misrepresentation, whereas [Griffin, Kruger, and Maturana \(2019a\)](#) find that bankers involved in fraudulent RMBS securitization experienced no labor market consequences.

⁴⁹A paper by FINRA staff finds lower misconduct rates of approximately 1.5% using a restricted definition of misconduct and concludes that public availability of financial advisor records successfully mitigates misconduct. “Our findings suggest that investors have access to valuable information that allows them to discriminate between brokers with a high propensity for investor harm from other brokers” ([Qureshi and Sokobin, 2015](#)).

⁵⁰If this paper (published in the *Journal of Political Economy*) was covered in our database, its 55 Altmetric press citations would place it fourth on our list. The authors also list 22 articles in major media outlets on their website (see <https://eganmatvoserru.stanford.edu/index.php/press/>).

⁵¹See <https://www.bloomberg.com/news/articles/2016-03-01/it-just-got-even-harder-to-tru>

the study in a memo stating that the examination staff will examine investment advisors that “have a history of disciplinary events.”⁵² In 2016, the Massachusetts securities division examined 214 advisor firms with higher than average misconduct.⁵³ In January 2017, FINRA prioritized examination of recidivist behavior, and in May 2019 FINRA proposed a new rule that imposed extra obligations for higher misconduct firms.⁵⁴ The authors also created a website (<https://advisermisconduct.com>) to provide summary numbers regarding misconduct in an accessible form, including showing levels and changes in misconduct rates for firms from 2016 to 2020.

[Egan, Matvos, and Seru \(2022\)](#) examine misconduct by gender and find that men are more likely to engage in financial misconduct than women, but women are significantly more likely to be fired and less likely to be hired at another job following financial misconduct. Since these differences dissipate at firms with more female or minority employees, they interpret their findings as indicating that managers are more likely to be forgiving of misdeeds for those of the same gender. They also find similar results for ethnic minorities. [Egan, Matvos, and Seru \(2021\)](#) examine arbitration in the securities industry and find that firms differentially select industry-friendly arbitrators. Arbitrators internalize this incentive and respond by tilting their decisions toward industry. Both of these channels hurt consumers.

Financial advisor misconduct might be even more widespread than the FINRA BrokerCheck data indicates. In particular, [Honigsberg and Jacob \(2021\)](#) find that FINRA expunges many potentially valid reports of misconduct, and [Honigsberg, Hu, and Jackson Jr \(2022\)](#) find that many advisors who exit FINRA regulation following reports of misconduct remain active as state-regulated insurance agents.

Finally, a number of papers examine causes, consequences, and potential policy solutions for financial advisor misconduct. [Gurun, Stoffman, and Yonker \(2017\)](#) show that victims of the Bernie Maddoff Ponzi scheme are less likely to use financial advisors and simply move to holding more cash at banks. [Griffin, Kruger, and Maturana \(2019b\)](#) find

st-financial-advisers.

⁵²See <https://www.sec.gov/ocie/announcement/ocie-2016-risk-alert-supervision-registered-investment-advisers.pdf>.

⁵³See <https://www.sec.state.ma.us/sct/sctpdf/HS-White-Paper-12-08-16.pdf>.

⁵⁴See <https://www.finra.org/sites/default/files/2017-regulatory-and-examination-priorities-letter.pdf> and <https://www.finra.org/rules-guidance/notices/19-17>.

that financial advisors with misconduct on their records also have elevated evidence of marital infidelity, suggesting a personal component to financial misconduct. [Egan, Ge, and Tang \(2022\)](#) find that a labor department rule holding brokers to a higher fiduciary standard reduced the sales of expensive variable annuities and caused a spread of lower-expense annuities. [Kowaleski, Sutherland, and Vetter \(2020\)](#) show evidence that misconduct is one-fourth less likely for financial advisors who took an exam with a stronger ethics component. [Dimmock, Gerken, and Van Alfen \(2021\)](#) find that financial advisors are more likely to engage in misconduct when they experience a negative wealth shock in the form of a housing price decline. [Law and Zuo \(2021\)](#) find that advisors who start their profession in a recession are less likely to commit misconduct. More broadly, [Dimmock and Gerken \(2012\)](#) show that SEC (ADV) filings by money managers that disclose information regarding past regulatory violations and conflicts of interest predict future fraud risk, suggesting that disclosure is helpful. [Gelman et al. \(2021\)](#) find that firms with high local market power tend to have lower rates of financial advisor misconduct.

There is also growing evidence of conflicts of interest in other retail financial advice including real estate agents ([Barry, Fried, and Hatfield, 2024](#)) and the pricing that brokerage firms give to their customers. In a seminal paper, [Christie and Schultz \(1994\)](#) find that Nasdaq market makers strategically avoided trading on odd-eighths and instead traded on quarter increments resulting in higher bid-ask spreads. After ruling out other explanations, they leave collusion as the most logical explanation. As discussed by [Ritter \(2008\)](#), this led to the practice ending and substantial changes in the industry. But this begs the question as to whether brokers today might still trade and price some securities in ways that are not in the best interests of their customers. [Barbon et al. \(2019\)](#) find that brokers share information about forced stock liquidations to facilitate predatory trading by other market participants. [Bryzgalova, Pavlova, and Sikorskaya \(2023\)](#) find that option market makers and other arbitrageurs fail to compete away profits on a dividend capture trade. When arbitragers do enter the market there is typically only one and market makers typically avoid markets in which their entry would dilute the profit share of the incumbent market makers. These facts fit closest to their model of tacit collusion.

Many products offered by financial advisors trade in markets that are considerably less transparent than the stock market. For example, municipal bonds trade in a dealer market, and concerns have been raised that high spreads could, among other reasons, be driven

by market makers exploiting their market power (Green, Hollifield, and Schürhoff, 2007). Griffin, Hirschey, and Kruger (2023) find that municipal bonds frequently trade on quarter price increments and that these trades have much higher price markups. Markup policy varies widely across dealers. Higher markups appear driven by specific dealers who also engage in strategic pricing by quoting in yields just above round number thresholds. The Municipal Securities Rulemaking Board (MSRB) requires that municipal bond trades should receive consistent pricing, but markup dispersion of at least 1% occurs 44% of the time. These patterns hold even for the same bond trading on the same day. Additionally, some brokers charge widely varying markups to different customers.

Many other securities are sold in similarly opaque settings. For example, Egan (2019) studies reverse convertible bonds and finds that brokers sell more of the bonds that offer the highest commission, even when there is an identical note with better terms. Depending on who sells these products, this could violate standards of fiduciary duty, and at a minimum it indicates that some brokers are selling inferior products. Barbu (2023) examines another rarely studied market, and finds that insurance companies often exchange customers out of variable rate structured notes from favorable to less favorable terms. This activity, which exploits investor inattention and lack of sophistication, costs customers over \$400 billion from 2010 to 2019. These papers serve as indicators that there could be many other opaque markets that would benefit from careful examination.

VI. Public Finance Misconduct

Public finance misconduct research examines illicit behavior at the intersection of finance and public economics. We start by summarizing research related to public corruption and then review the literature on tax evasion and government program fraud.

A. Political Connections and Public Corruption

As shown in Figure 1, the political connections literature is one of the larger areas of study within forensic finance and fairly evenly spans the time period.⁵⁵ The literature often can-

⁵⁵From 2000 to 2023, there are 35 papers with political connections referenced ten or more times and 50 papers with political connections referenced five or more times.

not pinpoint specific activities which are illegal, but generally maps a connection between firms and the political landscape that could reflect bribes and suggest that resources are often being allocated on the basis of political ties. The prevalence and nature of political connections is most severe in developing markets, but the literature also focuses on the nature and use of political connections in the U.S. and other developed markets.

We first highlight the literature that is focused outside of the U.S., particularly on emerging markets. [Faccio \(2006\)](#), which is one of the most highly-cited papers in the literature, builds a database of corporate managers and controlling shareholders with political connections in over 47 countries. The paper finds that corporate executives and controlling shareholders that are connected to politicians represent 7.72% of the world market capitalization. However, the fraction is much higher in more corrupt countries, with the extreme example of Russia having 87% of the market capitalization tied to firms with political connections. Firms experience a positive stock price reaction when executives join higher areas of government. [Faccio, Masulis, and McConnell \(2006\)](#) find that these politically connected firms are more likely to receive local and international bailouts, and connected firms underperform their peers after these bailouts. Another interesting and recent cross-country paper by [Faccio and Zingales \(2022\)](#) finds that countries with politically connected phone executives have less competition and higher phone prices. For example, they find that the introduction of regulation encouraging competition in Mexico caused prices to decrease by 47%. Newly privatized firms often have lasting political connections that are associated with poor accounting performance ([Boubakri, Cosset, and Saffar, 2008](#)). [Zeume \(2017\)](#) finds that an anti-bribery law in the United Kingdom hurts firm value for firms that do business in corrupt countries, indicating that bribes are important for doing business in these countries.

There are also many country-specific papers that are more detailed on the nature and benefits of political connections. The largest such literature is in China, perhaps because of its rich data, broad connections between politicians and firms, large and growing economy, and shifting political environment. [Fan, Wong, and Zhang \(2007\)](#) focus on the effects of political connections of newly privatized firms in China. They find that 27% of CEOs are politically connected and that these firms appoint unqualified bureaucrats to the board and underperform by about 30% over three years. The negative stock price reaction to a state selloff ([Calomiris, Fisman, and Wang, 2010](#)) and negative reaction on a political

regime shock (Liu, Shu, and Wei, 2017), shows that these connections can be useful to firms. More broadly, political connections in China have been shown to have a mainly negative influence on Chinese firms in terms of expropriation of minority shareholder rights (Cheung, Rau, and Stouraitis, 2010; Chen et al., 2011),⁵⁶ earnings management (Chi, Liao, and Chen, 2016), and more work-place deaths (Fisman and Wang, 2015). There is also a literature documenting implicit bribes to Chinese politicians. Agarwal et al. (2020) find that Chinese politicians get larger credit lines and are more likely to default on these credit lines. Banks with higher credit lines in turn receive more government deposits. Even though government bureaucrats have lower reported incomes, Fang, Gu, and Zhou (2019) find that they are able to purchase larger apartments in more expensive apartment complexes at discounts.

Relatedly, several papers study the highly publicized anti-corruption campaign instituted by Chinese President Xi Jinping, which began in 2012 and expanded over time. Lin et al. (2023) find that the first announcement of the campaign was greeted with positive stock price reactions, especially among state owned firms with higher entertainment expenditures. Griffin, Liu, and Shu (2022) find that the campaign was more likely to target firms with poor governance and signs of self-dealing, but the campaign was also more likely to target firms with executives tied to the previous administration. Additionally, they find no evidence that the campaign reduced measures of potential corruption or increased efficiency for firms more broadly with the exception of a reduction in entertainment expenditures. The main focus of the campaign seems to be political cleansing. Cao, Wang, and Zhou (2018) find that firms suppress negative information during the campaign to avoid being targeted. Ke, Liu, and Tang (2022) document that firms reduced expenses on luxury goods during the anti-corruption campaign, but there is little increase in firm value. Chen and Kung (2019) document large price discounts in real estate sales to politicians and find that the anti-corruption campaign reduced this activity.

Svensson (2005) surveys the earlier literature on public corruption and findings that anti-corruption campaigns are generally not effective at reducing corruption. Instead, the evidence indicates that reducing corruption requires broader changes to the legal, regulatory, and informational landscapes. Forensic finance research could have a major

⁵⁶Expropriation of minority shareholders by controlling shareholders is a major problem in China as shown by Jiang, Lee, and Yue (2010).

impact by informing and motivating this type of reform, but as discussed earlier, there are unique challenges to forensic research in China. More promising results are obtained from the anti-corruption campaign in Brazil. Using random audits of municipalities and detailed firm data, [Colonnelli and Prem \(2022\)](#) find that the crackdown on corruption from 2003 to 2014 reduced corruption and allowed new firms to enter the market both through direct detection and through deterrent effects. [Colonnelli et al. \(2022\)](#) find that Brazil's anti-corruption campaign also benefited many firms receiving government contracts as they moved away from government contracts and competed more for private demand.

An important theme of the public corruption literature is that detailed data on individual connections can often be highly valuable. With detailed data, examining political connections and their effects in specific countries can uncover the mechanisms of political connections, many of which relate to finance. [Schoenherr \(2019\)](#) finds that in 2007 the new president of Korea appointed people within his network to state-owned companies that then allocated contracts to connected private firms leading to worse performance on government contracts. [Acemoglu, Hassan, and Tahoun \(2018\)](#) find that daily variation in Egyptian street protests against the Mubarak government covary with stock market valuations of politically connected firms, demonstrating the tangible effects of the street protests on political rent-seeking. [Khwaja and Mian \(2005\)](#) use detailed lending data from Pakistan and find that politically connected firms receive larger loans and have 50% higher default rates. Using candidate-level disclosed campaign contributions in Brazil, [Claessens, Feijen, and Laeven \(2008\)](#) find that firms experience positive stock price reactions when their candidates win the election and that this benefits them in terms of future bank financing. In Thailand, [Bunkanwanicha and Wiwattanakantang \(2009\)](#) find that business owners enter politics and implement regulation to benefit their firms. Focusing on Denmark, [Amore and Bennedsen \(2013\)](#) find that rent-seeking through political connections can be economically sizeable even in a country with low perceived corruption. They exploit an exogenous change in the number and size of Danish municipalities and find changes in local politically connected government spending as a result of the municipality reassignment.

Though likely smaller in magnitude, public corruption is also present in more developed countries such as the United States. [Glaeser and Goldin \(2006\)](#) provide historical evidence and details on how the U.S. went from widespread public corruption in the

1800s to becoming one of the least corrupt countries in the world by the end of the 20th century. The increase in independent media and the separation in government powers are identified as leading factors that may have reduced corruption.

Several papers examine the extent to which political ties are important in the U.S. based on stock return event studies. For example, [Acemoglu et al. \(2016\)](#) find that financial firms connected to Timothy Geithner experienced economically large market reactions upon his nominee for Treasury secretary in 2008; [Child et al. \(2021\)](#) find that firms with presidential ties to Donald Trump experience abnormal returns upon his 2016 election; and [Goldman, Rocholl, and So \(2008\)](#) find that firms with Republican ties had positive stock-price responses to the Republican win in the 2000 presidential election, along with evidence that politically-connected board appointments generate positive stock-price reactions more generally. However, [Cohn et al. \(2024\)](#) show that with single events it is difficult to account for unobserved cross-sectional covariances between firms. As a result, standard errors and significance thresholds can be far too low, even when standard errors are clustered. It could be interesting to further examine some of the results in the political connection election literature, including international evidence, after controlling for this issue.

[Duchin and Sosyura \(2012\)](#) find that politically connected firms were more likely to receive Troubled Asset Relief Program (TARP) funds and that these firms subsequently underperformed. [Tahoun \(2014\)](#) finds that members of Congress are more likely to own shares in firms that donate to their campaigns and that these firms are more likely to receive government procurement contracts. [Yu and Yu \(2011\)](#) find that corporate lobbying is associated with lower rates of fraud detection. [Grotteria, Miller, and Naaraayanan \(2023\)](#) collect detailed data on the visits of foreign lobbyist to U.S. Legislators down to the trip level. They find that the visits can be directly tied to foreign aid and government contracts. Along the same lines, [Brown and Huang \(2020\)](#) find that White House visits by corporate executives are associated with abnormal stock returns, increased government contracts, and regulatory relief. Lenders appear to recognize the value of political connections and offer better loan terms to politically connected firms, consistent with political connections enhancing the borrower's credit worthiness ([Houston et al., 2014](#)). [Faccio and Hsu \(2017\)](#) find that politically connected private equity firms create more jobs at target companies than non-connected private equity firms, particularly in election years and in states with

high levels of corruption. [Mehta, Srinivasan, and Zhao \(2020\)](#) find the acquirers and targets received relatively favorable antitrust merger reviews when they are located in Congressional districts with representation on committees with antitrust oversight.

There is also a small literature on the intersection of the insider trading and political connection literature. [Boyd et al. \(2004\)](#) find profitable trading by members of the Senate.⁵⁷ [Gao and Huang \(2016\)](#) find that hedge funds appear to make informative trades on politically sensitive stocks based on information gained through lobbyists, but less so after 2012 legislation prohibiting the spread of insider information from members of Congress. [Jagolinzer et al. \(2020\)](#) find that registered corporate insiders traded profitably ahead of the 2008–2009 Troubled Asset Relief Program (TARP) bailout when board members recently worked at a TARP-related government agency.

Trading by legislators, judges, and executive branch officials has also received substantial recent attention from investigative reporting.⁵⁸ This attention potentially indicates that rigorous research on these topics would likely be fruitful and may inform ongoing policy deliberations.

B. Tax Evasion

A related public finance literature on tax evasion and hidden assets also heavily features forensic methods. [Slemrod \(2019\)](#) surveys the literature on tax evasion and enforcement. [Zucman \(2013\)](#) estimates that 8% of global wealth is held in tax havens. As a result, national statistics significantly underestimate the wealth and exaggerate the net debt levels of developed countries.⁵⁹ The use of offshore tax havens distorts downward statistics on bilateral direct investment from developed countries to emerging markets ([Coppola et al.](#),

⁵⁷The STOCK Act of 2012 seemingly made these trades illegal, but it may not be as effective as originally hoped (see <https://www.npr.org/sections/itsallpolitics/2013/04/16/177496734/how-congress-quietly-overhauled-its-insider-trading-law>). In particular, profitable trading by 78 members of congress has recently been documented (see <https://www.businessinsider.com/congress-stock-act-violations-senate-house-trading-2021-9>), but proposed legislation has failed to pass.

⁵⁸For example, see <https://www.wsj.com/articles/lawmakers-trade-bank-stocks-while-working-on-u-s-bank-failure-fallout-b4ccbf5>, <https://www.wsj.com/articles/federal-judges-brokers-traded-stocks-of-litigants-during-cases-walmart-pfizer-11634306192>, and <https://www.wsj.com/articles/six-takeaways-from-wsj-s-investigation-into-the-stock-trade-of-government-officials-11665491360>. Earlier work by [Boyd et al. \(2004\)](#), [Boyd et al. \(2011\)](#), and [Cohen, Diether, and Malloy \(2013\)](#) examine political trading.

⁵⁹See also [Zucman \(2015\)](#) for a book-length examination of tax havens.

2021). Offshore havens are used by both corporations and individuals (Zucman, 2014). Using data on tax evasion in the Netherlands, Leenders et al. (2023) estimate that over 10% of households at the top of the wealth distribution engage in tax evasion. Tax evasion is likely even higher in developing countries as evidenced by Londoño-Vélez and Ávila-Mahecha's (2021) that 40% of the wealthiest households in Columbia engage in tax evasion. Alstadsæter, Johannesen, and Zucman (2018) use country-level data on bank deposit ownership in leading offshore financial centers to estimate the magnitude of hidden assets by country. Offshore holdings in tax havens are equivalent to 10% of global GDP and are even higher in some countries, with rates exceeding 50% of GDP in some Latin American and Arab Gulf countries. Using similar data, Andersen, Johannesen, and Rijkers (2022) finds that disbursements of foreign aid are quickly followed by deposit inflows to offshore havens, suggesting that economic and political elites capture a large share of foreign aid.

Alstadsæter, Johannesen, and Zucman (2019) match leaked data on potentially hidden assets to Scandinavian administrative data. This analysis involved impressive investigative work, leveraging two independent leaks of data on individuals and entities involved in potential tax evasion. The first leaked data source is a 2007 client list from Swiss Bank HSBC that has been used for tax evasion investigations by multiple countries. While the HSBC client list is not publicly available, the authors were able to coordinate with Scandinavian authorities to match its contents to administrative data. The second leaked data source is a list of names and addresses for the owners of shell companies created by a Panamanian law firm, Mossack Fonseca, commonly known as the "Panama Papers." The authors find that the 0.01% wealthiest households in Scandinavia evade approximately 25% of their taxes. Relatedly, O'Donovan, Wagner, and Zeume (2019) identify public companies associated with the Panama Papers. These firms suffered stock market losses of 0.9% around event dates associated with the leak.⁶⁰ More generally, the authors estimate that between 14% and 29% of firms use secret offshore vehicles. Sharman (2010) details how anonymous shell companies can be set up and used to hide assets. In addition to minimizing taxes, use of offshore tax havens may also expose firms to a greater risk

⁶⁰In contrast, Nesbitt, Outslay, and Persson (2023) find a positive stock price reaction for firms implicated in a 2014 leak of tax shelters from the Luxembourg tax authority, likely due to a reduction in tax uncertainty. Wagner and Zeume (2023) survey the literature on data leaks associated with tax havens.

of expropriation and tunneling by firm managers (Bennedsen and Zeume, 2018). Tax information exchange agreements between countries mitigate offshore tax evasion at least to some extent (Hanlon, Maydew, and Thornock, 2015), but tax evaders appear to adapt to find new strategies offsetting the effectiveness of these treaties (Johannesen and Zucman, 2014; Menkhoff and Miethe, 2019). The magnitude of tax evasion may be largest for wealthy households, but it can also be present for more modest households. For example, Artavanis, Morse, and Tsoutsoura (2016) estimate that 43–45% of Greek self-employment income is unreported.

In addition to evasion, individuals and corporations also use aggressive strategies to avoid and minimize taxes, including the use of tax havens. Graham and Tucker (2006) find that tax shelters are frequently large relative firm assets and that tax shelters substitute for debt interest. Tørsløv, Wier, and Zucman (2023) estimate that multinational firms shift 36% of their profits to tax havens, and Saez and Zucman (2019) argue that tax avoidance significantly decreases taxes paid by the wealthiest Americans, thereby exacerbating wealth inequality. Alstadsæter, Kopczuk, and Telle (2019) find that tax avoidance spreads through social networks. Cracking down on tax evasion can significantly enhance tax payments without offsetting increases in legal tax avoidance (Alstadsæter et al., 2022). Information available to governments also plays an important role in deterring tax evasion. For example, Pomeranz (2015) finds that third-party information for value added tax enforcement significantly increases tax compliance in a randomized experiment in Chile.

C. Government Program Fraud

Fraud, waste, and abuse are prominent concerns for the design of government programs. Glaeser and Goldin (2006) show that government fraud in the United States has decreased significantly over time. Bandiera, Prat, and Valletti (2009) highlight the potential for waste due to poor program design and administration. Along the same lines, Duflo (2017) emphasizes the importance of program details. Chetty, Friedman, and Saez (2013) study tax fraud in the form of income manipulation incentivized by the Earned Income Tax Credit program. They find that it grows and spreads slowly over time, with levels of manipulation increasing from one percent in 1996 to around three percent in 2009.

Against this backdrop of rather low fraud in public programs, Griffin, Kruger, and

Mahajan (2023) examine potential fraud in the \$793 billion dollar Paycheck Protection Program (PPP). They conservatively identify \$64.2 billion of identified suspicious loans at the loan-level fraud, most of which was originated by FinTech lenders. Based on additional county-level measures, they estimate that total fraud was likely closer to \$117 billion. Inconsistent with the fraud being a necessary cost of moving funds out the door quickly in 2020, they find that PPP fraud in 2021 was four times as large. This suggests that fraud perpetrators may have geared up their operations and that FinTech lenders did not sufficiently improve their screening mechanisms. Government inquiries and SBA audits have also found troubling signs of little safeguards and screening by FinTech lenders and the SBA. There is also growing evidence that a sizeable portion of the funds distributed by the Economic Injury Disaster Loan (EIDL) program and unemployment insurance programs may have been fraudulent.⁶¹ In related research, Griffin, Kruger, and Mahajan (2024b) show that pandemic fraud spread through social connections, resulting in concentrated local pockets of fraud. Griffin, Kruger, and Mahajan (2024a) find that pandemic fraud stimulated house purchases and consumer spending, which inflated house prices in areas with high fraud rates. Unfortunately, there is limited independent academic examination for most of the \$4.2 trillion in COVID relief spending through various programs, which highlights the importance of increased data transparency and the potential for more research.⁶²

VII. Concluding Thoughts

We have surveyed some of the areas of forensic finance but also note that there are many other impactful papers and interesting areas that we do not have space to discuss, including important related literatures in economics, law, and accounting. Our survey includes encouraging examples of forensic finance research with tangible impact at a time when there is an increasing focus on promoting research with practical impact. We believe

⁶¹For example, see <https://www.sba.gov/sites/default/files/2021-10/SBAOIGReport22-02.pdf> and <https://www.propublica.org/article/how-unemployment-insurance-fraud-exploded-during-the-pandemic>.

⁶²Griffin, Kruger, and Mahajan (2024b) compute zip code and county-level measures of potential EIDL and unemployment fraud and find that they have high geographic correlations with PPP fraud, indicating that they spread in a similar manner.

that academic publication alone should not be the only goal. Forensic finance research has the potential to inform positive changes through public awareness, enforcement, and regulatory reforms. Nevertheless, forensic research can also suffer from a disconnect between paper and practice, and authors and editors should not be surprised if industry participants steeped in an activity seek to mislead the narrative. A researcher can rest knowing that they have done their research objectively and accurately, and hopefully leave it to others such as journalists, lawyers, and regulators to carry forward potential enforcement and regulatory implications. As we have shown through objective measures and detailed review in certain incidents, forensic papers can have a substantial impact through the press and regulatory considerations.

Financial markets tend to become more complex over time with the creation of new products and financial instruments. Industry experts with detailed knowledge of the securities they create may hide behind financial complexity as a way to dupe others ([Partnoy, 2009](#); [Gabaix and Laibson, 2006](#); [Ghent, Torous, and Valkanov, 2019](#)). As the global financial crisis vividly illustrated, this type of financial deception can be a severe disease in the financial system that moves capital from positive value-creating projects to instruments that are value-destroying and stifle true financial innovation and trust. Forensic research has the potential to bring much-needed transparency to opaque markets. Financial researchers with the benefit of detailed data, sound economic thinking, and robust econometric tools can unravel the unique features of these markets to disentangle nefarious and non-nefarious hypotheses. For this reason, the world of increased digitization and big data is a large benefit to forensic finance research. To assist in these efforts, researchers and regulators should encourage more transparency and disclosure of data so that the true nature of financial products can be more easily seen. If researchers are able to detail that the inner workings of seemingly opaque markets are functioning properly with appropriate safeguards and incentives, then this is also an important finding.

In summary, in a world with no shortage of areas with potentially questionable activities, it is our hope that this paper gives the reader a better playbook for how researchers armed with detailed data, the time to understand relevant institutional details, a strong economic framework, and econometric and other tools can delve into many new and exciting areas of finance, or perhaps explore existing areas with a fresh look. Given the increased complexity of finance, the close examination of financial markets should not be

solely left to law enforcement and government regulators. Academic researchers, including doctoral students with inquisitive minds and energy, also have an important role to play. As researchers who are afforded the flexibility to work on a variety of problems, it is our hope that a subset of researchers focusing on problems of forensic interest can create positive externalities by patrolling our financial markets. Exposing and enlightening darker areas of finance can help the global financial system to function properly and provide more beneficial outcomes for society.

References

- Abrantes-Metz, Rosa M., Michael Kraten, Albert D. Metz, and Gim S. Seow, 2012, Libor manipulation?, *Journal of Banking & Finance* 36, 136–150.
- Acemoglu, Daron, Tarek A. Hassan, and Ahmed Tahoun, 2018, The Power of the Street: Evidence from Egypt’s Arab Spring, *Review of Financial Studies* 31, 1–42.
- Acemoglu, Daron, Simon Johnson, Amir Kermani, James Kwak, and Todd Mitton, 2016, The value of connections in turbulent times: Evidence from the United States, *Journal of Financial Economics* 121, 368–391.
- Acharya, Viral V., and Timothy C. Johnson, 2007, Insider trading in credit derivatives, *Journal of Financial Economics* 84, 110–141.
- Acharya, Viral V., and Timothy C. Johnson, 2010, More insiders, more insider trading: Evidence from private-equity buyouts, *Journal of Financial Economics* 98, 500–523.
- Agarwal, Sumit, Gene Amromin, Itzhak Ben-David, Souphala Chomsisengphet, and Douglas D. Evanoff, 2014, Predatory lending and the subprime crisis, *Journal of Financial Economics* 113, 29–52.
- Agarwal, Sumit, Itzhak Ben-David, and Vincent Yao, 2015, Collateral Valuation and Borrower Financial Constraints: Evidence from the Residential Real Estate Market, *Management Science* 61, 2220–2240.
- Agarwal, Sumit, Wenlan Qian, Amit Seru, and Jian Zhang, 2020, Disguised corruption: Evidence from consumer credit in China, *Journal of Financial Economics* 137, 430–450.
- Agarwal, Vikas, Naveen D. Daniel, and Narayan Y. Naik, 2011, Do hedge funds manage their reported returns?, *Review of Financial Studies* 24, 3281–3320.
- Ahern, Kenneth R., 2017, Information networks: Evidence from illegal insider trading tips, *Journal of Financial Economics* 125, 26–47.
- Aiken, Adam L., Christopher P. Clifford, and Jesse Ellis, 2013, Out of the Dark: Hedge Fund Reporting Biases and Commercial Databases, *Review of Financial Studies* 26, 208–243.
- Akbas, Ferhat, Chao Jiang, and Paul D. Koch, 2020, Insider Investment Horizon, *Journal of Finance* 75, 1579–1627.
- Akerlof, George A., and Paul M. Romer, 1993, Looting: The economic underworld of bankruptcy for profit, *Brookings Papers on Economic Activity* 1993, 1–73.
- Akey, Pat, Stefan Lewellen, Inessa Liskovich, and Christoph Schiller, 2024, Hacking Corporate Reputations, Working Paper.
- Alexander, Carol, and Douglas Cumming, 2020, *Corruption and Fraud in Financial Markets: Malpractice, Misconduct and Manipulation* (Wiley, Hoboken, NJ, USA).

- Ali, Usman, and David Hirshleifer, 2017, Opportunism as a firm and managerial trait: Predicting insider trading profits and misconduct, *Journal of Financial Economics* 126, 490–515.
- Allredge, Dallin M., and David C. Cicero, 2015, Attentive insider trading, *Journal of Financial Economics* 115, 84–101.
- Aloosh, Arash, and Jiasun Li, 2024, Direct Evidence of Bitcoin Wash Trading, *Management Science* Forthcoming.
- Alstadsæter, Annette, Niels Johannesen, and Gabriel Zucman, 2019, Tax evasion and inequality, *American Economic Review* 109, 2073–2103.
- Alstadsæter, Annette, Wojciech Kopczuk, and Kjetil Telle, 2019, Social networks and tax avoidance: Evidence from a well-defined Norwegian tax shelter, *International Tax and Public Finance* 26, 1291–1328.
- Alstadsæter, Annette, Niels Johannesen, Ségal Le Guern Herry, and Gabriel Zucman, 2022, Tax evasion and tax avoidance, *Journal of Public Economics* 206, 104587.
- Alstadsæter, Annette, Niels Johannesen, and Gabriel Zucman, 2018, Who owns the wealth in tax havens? macro evidence and implications for global inequality, *Journal of Public Economics* 162, 89–100, In Honor of Sir Tony Atkinson (1944-2017).
- Alternative Reference Rate Committee, 2018, Second report of the alternative reference rates committee, Technical report, Federal Reserve Board and Federal Reserve Bank of New York.
- Ambrose, Brent W., James Conklin, and Jiro Yoshida, 2016, Credit rationing, income exaggeration, and adverse selection in the mortgage market, *Journal of Finance* 71, 2637–2686.
- Amiram, Dan, Zahn Bozanic, James D Cox, Quentin Dupont, Jonathan M Karpoff, and Richard Sloan, 2018, Financial reporting fraud and other forms of misconduct: a multidisciplinary review of the literature, *Review of Accounting Studies* 23, 732–783.
- Amiram, Dan, Evgeny Lyandres, and Daniel Rabetti, 2024, Trading volume manipulation and competition among centralized crypto exchanges, *Management Science* Forthcoming.
- Amore, Mario Daniele, and Morten Bennedsen, 2013, The value of local political connections in a low-corruption environment, *Journal of Financial Economics* 110, 387–402.
- Andersen, Jørgen Juel, Niels Johannesen, and Bob Rijkers, 2022, Elite capture of foreign aid: Evidence from offshore bank accounts, *Journal of Political Economy* 130, 388–425.
- Andrikogiannopoulou, Angie, Philipp Krueger, Shema Frédéric Mitali, and Filippos Papakonstantinou, 2023, Discretionary Information in ESG Investing: A Text Analysis of Mutual Fund Prospectuses, Working Paper.
- Aragon, George O, Vikram Nanda, and Haibei Zhao, 2021, Investor Protection and Capital Fragility: Evidence from Hedge Funds around the World, *Review of Financial Studies* 34, 1368–1407.
- Artavanis, Nikolaos, Adair Morse, and Margarita Tsoutsoura, 2016, Measuring Income Tax Evasion

- Using Bank Credit: Evidence from Greece, *Quarterly Journal of Economics* 131, 739–798.
- Atta-Darkua, Vaska, Simon Glossner, Philipp Krueger, and Pedro Matos, 2023, Decarbonizing institutional investor portfolios: Helping to green the planet or just greening your portfolio?, Working paper.
- Augustin, Patrick, Menachem Brenner, and Marti G. Subrahmanyam, 2019, Informed options trading prior to takeover announcements: Insider trading?, *Management Science* 65, 5697–5720.
- Augustin, Patrick, Ing-Haw Cheng, and Ludovic Van den Bergen, 2021, Volmageddon and the Failure of Short Volatility Products, *Financial Analysts Journal* 77, 35–51.
- Augustin, Patrick, and Marti G Subrahmanyam, 2020, Informed options trading before corporate events, *Annual Review of Financial Economics* 12, 327–355.
- Azar, José, Martin C. Schmalz, and Isabel Tecu, 2018, Anticompetitive effects of common ownership, *Journal of Finance* 73, 1513–1565.
- Azar, José, Martin C. Schmalz, and Isabel Tecu, 2022, A Refutation of "Common Ownership Does Not Have Anti-Competitive Effects in the Airline Industry", Working Paper.
- Baghai, Ramin P., and Bo Becker, 2020, Reputations and credit ratings: Evidence from commercial mortgage-backed securities, *Journal of Financial Economics* 135, 425–444.
- Bandiera, Oriana, Andrea Prat, and Tommaso Valletti, 2009, Active and passive waste in government spending: Evidence from a policy experiment, *American Economic Review* 99, 1278–1308.
- Barbon, Andrea, Marco Di Maggio, Francesco Franzoni, and Augustin Landier, 2019, Brokers and order flow leakage: Evidence from fire sales, *Journal of Finance* 74, 2707–2749.
- Barbu, Alexandru, 2023, Ex-Post Loss Sharing in Consumer Financial Markets, Working Paper.
- Barry, Jordan M, Will Fried, and John William Hatfield, 2024, Et Tu, Agent? Commission-Based Steering in Residential Real Estate, *Iowa Law Review* Forthcoming.
- Bates, Thomas W., Michael L. Lemmon, and James S. Linck, 2006, Shareholder wealth effects and bid negotiation in freeze-out deals: Are minority shareholders left out in the cold?, *Journal of Financial Economics* 81, 681–708.
- Becker, Gary S., 1968, Crime and punishment: An economic approach, *Journal of Political Economy* 76, 169–217.
- Ben-David, Itzhak, 2011, Financial constraints and inflated home prices during the real estate boom, *American Economic Journal: Applied Economics* 3, 55–87.
- Ben-David, Itzhak, Justin Birru, and Andrea Rossi, 2019, Industry familiarity and trading: Evidence from the personal portfolios of industry insiders, *Journal of Financial Economics* 132, 49–75.
- Ben-David, Itzhak, Francesco Franzoni, Augustin Landier, and Rabih Moussawi, 2013, Do hedge funds manipulate stock prices?, *Journal of Finance* 68, 2383–2434.

- Benedetti, Hugo, and Leonard Kostovetsky, 2021, Digital Tulips? Returns to investors in initial coin offerings, *Journal of Corporate Finance* 66.
- Benmelech, Efraim, and Jennifer Dlugosz, 2009, The alchemy of CDO credit ratings, *Journal of Monetary Economics* 56, 617–634, Carnegie-Rochester Conference Series on Public Policy: Distress in Credit Markets: Theory, Empirics, and Policy November 14-15, 2008.
- Benmelech, Efraim, and Carola Frydman, 2015, Military CEOs, *Journal of Financial Economics* 117, 43–59, NBER Conference on the Causes and Consequences of Corporate Culture.
- Bennedsen, Morten, and Stefan Zeume, 2018, Corporate Tax Havens and Transparency, *Review of Financial Studies* 31, 1221–1264.
- Berg, Florian, Kornelia Fabisik, and Zacharias Sautner, 2021, Is history repeating itself? The (un) predictable past of ESG ratings, Working Paper.
- Berg, Florian, Julian F Kölbel, and Roberto Rigobon, 2022, Aggregate Confusion: The Divergence of ESG Ratings, *Review of Finance* 26, 1315–1344.
- Bergstresser, Daniel, and Thomas Philippon, 2006, CEO incentives and earnings management, *Journal of Financial Economics* 80, 511–529.
- Bhattacharya, Utpal, 2014, Insider trading controversies: A literature review, *Annual Review of Financial Economics* 6, 385–403.
- Bhattacharya, Utpal, and Hazem Daouk, 2002, The world price of insider trading, *Journal of Finance* 57, 75–108.
- Biggerstaff, Lee, David Cicero, and M. Babajide Wintoki, 2020, Insider trading patterns, *Journal of Corporate Finance* 64, 101654.
- Bodnaruk, Andriy, Massimo Massa, and Andrei Simonov, 2009, Investment Banks as Insiders and the Market for Corporate Control, *Review of Financial Studies* 22, 4989–5026.
- Bollen, Nicolas P.B., and Veronika K. Pool, 2009, Do Hedge Fund Managers Misreport Returns? Evidence from the Pooled Distribution, *Journal of Finance* 64, 2257–2288.
- Bolton, Patrick, Xavier Freixas, and Joel Shapiro, 2012, The credit ratings game, *Journal of Finance* 67, 85–111.
- Bonaldi, Pietro, 2017, Motives and consequences of libor misreporting: How much can we learn from banks' misleading submissions?
- Boubakri, Narjess, Jean-Claude Cosset, and Walid Saffar, 2008, Political connections of newly privatized firms, *Journal of Corporate Finance* 14, 654–673.
- Boyd, James W., Ping Cheng, Alan J. Ziobrowski, and Brigitte J. Ziobrowski, 2004, Abnormal Returns from the Common Stock Investments of the U.S. Senate, *Journal of Financial and Quantitative Analysis* 39, 661–676.
- Boyd, James W., Ping Cheng, Alan J. Ziobrowski, and Brigitte J. Ziobrowski, 2011, Abnormal

- Returns From the Common Stock Investments of Members of the U.S. House of Representatives, *Business and Politics* 13, 4–4.
- Brogaard, Jonathan, Matthew Denes, and Ran Duchin, 2021, Political Influence and the Renegotiation of Government Contracts, *Review of Financial Studies* 34, 3095–3137.
- Brown, Gregory W., Oleg R. Gredil, and Steven N. Kaplan, 2019, Do private equity funds manipulate reported returns?, *Journal of Financial Economics* 132, 267–297.
- Brown, Jeffrey R, and Jiekun Huang, 2020, All the president’s friends: Political access and firm value, *Journal of Financial Economics* 138, 415–431.
- Bryzgalova, Svetlana, Anna Pavlova, and Taisiya Sikorskaya, 2023, Strategic Arbitrage in Segmented Markets, Working Paper.
- Bunkanwanicha, Pramuan, and Yupana Wiwattanakantang, 2009, Big Business Owners in Politics, *Review of Financial Studies* 22, 2133–2168.
- Bushman, Robert M, Joseph D Piotroski, and Abbie J Smith, 2005, Insider trading restrictions and analysts’ incentives to follow firms, *Journal of Finance* 60, 35–66.
- Calomiris, Charles W., Raymond Fisman, and Yongxiang Wang, 2010, Profiting from government stakes in a command economy: Evidence from Chinese asset sales, *Journal of Financial Economics* 96, 399–412.
- Cao, Charles, Zhiwu Chen, and John M. Griffin, 2005, Informational content of option volume prior to takeovers, *Journal of Business* 78, 1073–1109.
- Cao, Sean S., Zhi Da, Xin Jiang, and Baozhong Yang, 2023, Do Hedge Funds Strategically Misreport Their Holdings? Evidence from 13F Restatements, Working Paper.
- Cao, Xiaping, Yuchen Wang, and Sili Zhou, 2018, Anti-corruption Campaigns and Corporate Information Release in China, *Journal of Corporate Finance* 49, 186–203.
- Carhart, Mark M., Ron Kaniel, David K. Musto, and Adam V. Reed, 2002, Leaning for the tape: Evidence of gaming behavior in equity mutual funds, *Journal of Finance* 57, 661–693.
- Célérier, Claire, and Boris Vallée, 2017, Catering to Investors Through Security Design: Headline Rate and Complexity, *Quarterly Journal of Economics* 132, 1469–1508.
- Chainalysis, 2024, The 2024 Crypto Crime Report, Technical report, Chainalysis.
- Charoenwong, Ben, and Mario Luca Bernardi, 2024, A Decade of Cryptocurrency ‘Hacks’: 2011 – 2021, in Henrik Cronqvist, and Desiree-Jessica Pely, eds., *The Elgar Companion to Decentralized Finance, Digital Assets and Blockchain Technologies* (Edward Elgar Publishing).
- Chen, Charles J.P., Zengquan Li, Xijia Su, and Zheng Sun, 2011, Rent-seeking incentives, corporate political connections, and the control structure of private firms: Chinese evidence, *Journal of Corporate Finance* 17, 229–243, *Corporate Finance and Governance in Emerging Markets*.
- Chen, Huaizhi, Lauren Cohen, Umit Gurun, Dong Lou, and Christopher Malloy, 2020, IQ from IP:

- Simplifying search in portfolio choice, *Journal of Financial Economics* 138, 118–137.
- Chen, Huaizhi, Lauren Cohen, and Umit G. Gurun, 2021, Don't take their word for it: The misclassification of bond mutual funds, *Journal of Finance* 76, 1699–1730.
- Chen, Ting, and James Kai-sing Kung, 2019, Busting the “Princelings”: The Campaign Against Corruption in China's Primary Land Market, *Quarterly Journal of Economics* 134, 185–226.
- Chetty, Raj, John N. Friedman, and Emmanuel Saez, 2013, Using Differences in Knowledge across Neighborhoods to Uncover the Impacts of the EITC on Earnings, *American Economic Review* 103, 2683–2721.
- Cheung, Yan-Leung, P. Raghavendra Rau, and Aris Stouraitis, 2010, Helping Hand or Grabbing Hand? Central vs. Local Government Shareholders in Chinese Listed Firms, *Review of Finance* 14, 669–694.
- Chi, Jing, Jing Liao, and Xiaojun Chen, 2016, Politically connected CEOs and earnings management: evidence from China, *Journal of the Asia Pacific Economy* 21, 397–417.
- Child, Travers Barclay, Nadia Massoud, Mario Schabus, and Yifan Zhou, 2021, Surprise Election for Trump Connections, *Journal of Financial Economics* 140, 676–697.
- Christie, William G, Jeffrey H Harris, and Paul H Schultz, 1994, Why did Nasdaq market makers stop avoiding odd-eighth quotes?, *Journal of Finance* 49, 1841–1860.
- Christie, William G., and Paul H. Schultz, 1994, Why do NASDAQ Market Makers Avoid Odd-Eighth Quotes?, *Journal of Finance* 49, 1813–1840.
- Cicero, David C., 2009, The Manipulation of Executive Stock Option Exercise Strategies: Information Timing and Backdating, *Journal of Finance* 64, 2627–2663.
- Claessens, Stijn, Erik Feijen, and Luc Laeven, 2008, Political connections and preferential access to finance: The role of campaign contributions, *Journal of Financial Economics* 88, 554–580, Darden - JFE Conference Volume: Capital Raising in Emerging Economies.
- Cline, Brandon N., Ralph A. Walkling, and Adam S. Yore, 2018, The consequences of managerial indiscretions: Sex, lies, and firm value, *Journal of Financial Economics* 127, 389–415.
- Cohen, Lauren, Karl Diether, and Christopher Malloy, 2013, Legislating stock prices, *Journal of Financial Economics* 110, 574–595.
- Cohen, Lauren, Christopher Malloy, and Lukasz Pomorski, 2012, Decoding inside information, *Journal of Finance* 67, 1009–1043.
- Cohn, Jonathan B, Travis L Johnson, Zack Liu, and Malcolm Wardlaw, 2024, Past is Prologue: Inference from the Cross Section of Returns Around an Event, Working Paper.
- Colonnelli, Emanuele, Spyridon Lagaras, Jacopo Ponticelli, Mounu Prem, and Margarita Tsoutsoura, 2022, Revealing corruption: Firm and worker level evidence from Brazil, *Journal of Financial Economics* 143, 1097–1119.

- Colonnelli, Emanuele, and Mounu Prem, 2022, Corruption and Firms, *Review of Economic Studies* 89, 695–732.
- Comerton-Forde, Carole, and Tālis J. Putniņš, 2014, Stock Price Manipulation: Prevalence and Determinants, *Review of Finance* 18, 23–66.
- Cong, Lin William, Kimberly Grauer, Daniel Rabetti, and Henry Updegrave, 2023, Blockchain Forensics and Crypto-Related Cybercrimes, Book Chapters.
- Cong, Lin William, Campbell R Harvey, Daniel Rabetti, and Zong-Yu Wu, 2023, An Anatomy of Crypto-Enabled Cybercrimes, Working paper.
- Cong, Lin William, and Zhiguo He, 2019, Blockchain Disruption and Smart Contracts, *Review of Financial Studies* 32, 1754–1797.
- Cong, Lin William, Xi Li, Ke Tang, and Yang Yang, 2023, Crypto Wash Trading, *Management Science* 69, 6427–6454.
- Cong, Lin William, Ye Li, and Neng Wang, 2021, Tokenomics: Dynamic Adoption and Valuation, *Review of Financial Studies* 34, 1105–1155.
- Coppola, Antonio, Matteo Maggiori, Brent Neiman, and Jesse Schreger, 2021, Redrawing the Map of Global Capital Flows: The Role of Cross-Border Financing and Tax Havens, *Quarterly Journal of Economics* 136, 1499–1556.
- Cornaggia, Jess N., and Kimberly J. Cornaggia, 2023, ESG Ratings Management, Working Paper.
- Cornaggia, Jess N., Kimberly J. Cornaggia, and John E. Hund, 2017, Credit Ratings Across Asset Classes: A Long-Term Perspective, *Review of Finance* 21, 465–509.
- Cornaggia, Jess N., Kimberly J. Cornaggia, and Ryan Israelsen, 2022, Rating Agency Fees: Pay to Play in Public Finance?, *Review of Financial Studies* 36, 2004–2045.
- Cumming, Douglas, Robert Dannhauser, and Sofia Johan, 2015, Financial market misconduct and agency conflicts: A synthesis and future directions, *Journal of Corporate Finance* 34, 150–168.
- Davidson, Robert, Aiyasha Dey, and Abbie Smith, 2015, Executives’ “off-the-job” behavior, corporate culture, and financial reporting risk, *Journal of Financial Economics* 117, 5–28.
- Decker, Christian, and Roger Wattenhofer, 2014, Bitcoin Transaction Malleability and MtGox, European Symposium on Research in Computer Security.
- Dennis, Patrick, Kristopher Gerardi, and Carola Schenone, 2022, Common Ownership Does Not Have Anticompetitive Effects in the Airline Industry, *Journal of Finance* 77, 2765–2798.
- Dikolli, Shane S, Mary Margaret Frank, Zhe Michael Guo, and Luann J Lynch, 2022, Walk the talk: ESG mutual fund voting on shareholder proposals, *Review of Accounting Studies* 27, 864–896.
- Dimmock, Stephen G., and William C. Gerken, 2012, Predicting fraud by investment managers, *Journal of Financial Economics* 105, 153–173.

- Dimmock, Stephen G., and William C. Gerken, 2015, Regulatory Oversight and Return Misreporting by Hedge Funds, *Review of Finance* 20, 795–821.
- Dimmock, Stephen G., William C. Gerken, and Nathaniel P. Graham, 2018, Is fraud contagious? coworker influence on misconduct by financial advisors, *Journal of Finance* 73, 1417–1450.
- Dimmock, Stephen G., William C. Gerken, and Tyson Van Alfen, 2021, Real estate shocks and financial advisor misconduct, *Journal of Finance* 76, 3309–3346.
- Duchin, Ran, and Denis Sosyura, 2012, The Politics of Government Investment, *Journal of Financial Economics* 106, 24–48.
- Duffie, Darrell, and Piotr Dworczak, 2021, Robust benchmark design, *Journal of Financial Economics* 142, 775–802.
- Duffie, Darrell, and Jeremy Stein, 2015, Reforming LIBOR and Other Financial Market Benchmarks, *Journal of Economic Perspectives* 29, 191–212.
- Dufló, Esther, 2017, The Economist as Plumber, *American Economic Review* 107, 1–26.
- Dumitrescu, Ariadna, Javier Gil-Bazo, and Feng Zhou, 2023, Defining Greenwashing, Working paper.
- Durtschi, Cindy, William Hillison, and Carl Pacini, 2004, The effective use of Benford’s law to assist in detecting fraud in accounting data, *Journal of Forensic Accounting* 5, 17–34.
- Dyck, Alexander, Adair Morse, and Luigi Zingales, 2010, Who blows the whistle on corporate fraud?, *Journal of Finance* 65, 2213–2253.
- Dyck, Alexander, Adair Morse, and Luigi Zingales, 2023, How pervasive is corporate fraud?, *Review of Accounting Studies* 1–34.
- Easley, David, and Maureen O’Hara, 2023, Financial Market Ethics, *Review of Financial Studies* 36, 534–570.
- Efing, Matthias, and Harald Hau, 2015, Structured debt ratings: Evidence on conflicts of interest, *Journal of Financial Economics* 116, 46–60.
- Egan, Mark, 2019, Brokers versus retail investors: Conflicting interests and dominated products, *Journal of Finance* 74, 1217–1260.
- Egan, Mark, Shan Ge, and Johnny Tang, 2022, Conflicting Interests and the Effect of Fiduciary Duty: Evidence from Variable Annuities, *Review of Financial Studies* 35, 5334–5386.
- Egan, Mark, Gregor Matvos, and Amit Seru, 2019, The market for financial adviser misconduct, *Journal of Political Economy* 127, 233–295.
- Egan, Mark, Gregor Matvos, and Amit Seru, 2022, When Harry Fired Sally: The Double Standard in Punishing Misconduct, *Journal of Political Economy* 130, 1184–1248.
- Egan, Mark L, Gregor Matvos, and Amit Seru, 2021, Arbitration with uninformed consumers,

- Review of Economic Studies* Forthcoming.
- Eisl, Alexander, Rainer Jankowitsch, and Marti G. Subrahmanyam, 2017, The Manipulation Potential of Libor and Euribor, *European Financial Management* 23, 604–647.
- Faccio, Mara, 2006, Politically connected firms, *American Economic Review* 96, 369–386.
- Faccio, Mara, and Hung-Chia Hsu, 2017, Politically connected private equity and employment, *Journal of Finance* 72, 539–574.
- Faccio, Mara, Ronald W. Masulis, and John J. McConnell, 2006, Political connections and corporate bailouts, *Journal of Finance* 61, 2597–2635.
- Faccio, Mara, and Luigi Zingales, 2022, Political Determinants of Competition in the Mobile Telecommunication Industry, *Review of Financial Studies* 35, 1983–2018.
- Fan, Joseph P.H., T.J. Wong, and Tianyu Zhang, 2007, Politically Connected CEOs, Corporate Governance, and Post-IPO Performance of China’s Newly Partially Privatized Firms, *Journal of Financial Economics* 84, 330–357.
- Fang, Hanming, Quanlin Gu, and Li-An Zhou, 2019, The gradients of power: Evidence from the Chinese housing market, *Journal of Public Economics* 176, 32–52.
- Ferrés, Daniel, and Francisco Marcet, 2021, Corporate social responsibility and corporate misconduct, *Journal of Banking & Finance* 127, 106079.
- Fich, Eliezer M., Robert Parrino, and Anh L. Tran, 2023, When and How Are Rule 10b5-1 Plans Used for Insider Stock Sales?, *Journal of Financial Economics* 149, 1–26.
- Financial Crisis Inquiry Commission, 2011, *The financial crisis inquiry report: The final report of the National Commission on the causes of the financial and economic crisis in the United States including dissenting views* (Cosimo, Inc.).
- Fisman, Raymond, and Yongxiang Wang, 2015, The Mortality Cost of Political Connections, *Review of Economic Studies* 82, 1346–1382.
- Flynn, Sean, and Andra Ghent, 2018, Competition and credit ratings after the fall, *Management Science* 64, 1672–1692.
- Foley, Sean, Jonathan R Karlsen, and Tālis J Putniņš, 2019, Sex, Drugs, and Bitcoin: How Much Illegal Activity Is Financed through Cryptocurrencies?, *Review of Financial Studies* 32, 1798–1853.
- Gabaix, Xavier, and David Laibson, 2006, Shrouded Attributes, Consumer Myopia, and Information Suppression in Competitive Markets, *Quarterly Journal of Economics* 121, 505–540.
- Gahng, Minmo, 2023, Create Your Own Valuation, Working Paper.
- Gandal, Neil, JT Hamrick, Tyler Moore, and Tali Oberman, 2018, Price manipulation in the bitcoin ecosystem, *Journal of Monetary Economics* 95, 86–96.
- Gandhi, Priyank, Benjamin Golez, Jens Carsten Jackwerth, and Alberto Plazzi, 2019, Financial

- market misconduct and public enforcement: The case of libor manipulation, *Management Science* 65, 5268–5289.
- Gao, Meng, and Jiekun Huang, 2016, Capitalizing on capitol hill: Informed trading by hedge fund managers, *Journal of Financial Economics* 121, 521–545.
- Garmaise, Mark J., 2015, Borrower misreporting and loan performance, *Journal of Finance* 70, 449–484.
- Gee, Jim, and Mark Button, 2019, *The Financial Cost of Fraud 2019: The Latest Data from Around the World* (Crowe UK, United Kingdom).
- Gelman, Michael, Zaheer Khan, Amir Shoham, and Shlomo Y. Tarba, 2021, Does local competition and firm market power affect investment adviser misconduct?, *Journal of Corporate Finance* 66, 101810.
- Geoffroy, Rachel, and Heemin Lee, 2021, The Role of Academic Research in SEC Rulemaking: Evidence from Business Roundtable v. SEC, *Journal of Accounting Research* 59, 375–435.
- Ghent, Andra C, Walter N Torous, and Rossen I Valkanov, 2019, Complexity in Structured Finance, *Review of Economic Studies* 86, 694–722.
- Gibson, Rajna, Simon Glossner, Philipp Krueger, Pedro Matos, and Tom Steffen, 2022, Do Responsible Investors Invest Responsibly?, *Review of Finance* 26, 1389–1432.
- Gilje, Erik P, Todd A Gormley, and Doron Levit, 2020, Who’s paying attention? Measuring common ownership and its impact on managerial incentives, *Journal of Financial Economics* 137, 152–178.
- Glaeser, Edward L, and Claudia Goldin, 2006, *Corruption and reform: lessons from America’s economic history* (University of Chicago Press).
- Glick, William, Anne Tsui, and Gerald Davis, 2018, The moral dilemma of business research, *BizEd* 17, 32–37.
- Goldman, Eitan, Jörg Rocholl, and Jongil So, 2008, Do Politically Connected Boards Affect Firm Value?, *Review of Financial Studies* 22, 2331–2360.
- Gornall, Will, and Ilya A. Strebulaev, 2020, Squaring venture capital valuations with reality, *Journal of Financial Economics* 135, 120–143.
- Graham, John R., Jillian Grennan, Campbell R. Harvey, and Shivaram Rajgopal, 2022, Corporate culture: Evidence from the field, *Journal of Financial Economics* 146, 552–593.
- Graham, John R, and Alan L Tucker, 2006, Tax Shelters and Corporate Debt Policy, *Journal of Financial Economics* 81, 563–594.
- Green, Richard C., Burton Hollifield, and Norman Schürhoff, 2007, Financial Intermediation and the Costs of Trading in an Opaque Market, *Review of Financial Studies* 20, 275–314.
- Griffin, John M., 2021a, Ten years of evidence: Was fraud a force in the financial crisis?, *Journal of Economic Literature* 59, 1293–1321.

- Griffin, John M., 2021b, Were ETH and EOS Repeatedly Recycled during the EOS Initial Coin Offering?, Technical report, Integra FEC.
- Griffin, John M., Nicholas H. Hirschey, and Patrick Kelly, 2011, How important is the financial media in global markets?, *Review of Financial Studies* 24, 3941–3992.
- Griffin, John M., Nicholas H. Hirschey, and Samuel Kruger, 2023, Do municipal bond dealers give their customers “fair and reasonable” pricing?, *Journal of Finance* 78, 887–934.
- Griffin, John M., Samuel Kruger, and Prateek Mahajan, 2023, Did FinTech Lenders Facilitate PPP Fraud?, *Journal of Finance* 78, 1777–1827.
- Griffin, John M., Samuel Kruger, and Prateek Mahajan, 2024a, Did Pandemic Relief Fraud Inflate House Prices?, Working Paper.
- Griffin, John M., Samuel Kruger, and Prateek Mahajan, 2024b, Is Fraud Contagious? Social Connections and the Looting of COVID Relief Programs, Working Paper.
- Griffin, John M., Samuel Kruger, and Gonzalo Maturana, 2019a, Do labor markets discipline? Evidence from RMBS bankers, *Journal of Financial Economics* 133, 726–750, JFE Special Issue on Labor and Finance.
- Griffin, John M., Samuel Kruger, and Gonzalo Maturana, 2019b, Personal infidelity and professional conduct in 4 settings, *Proceedings of the National Academy of Sciences* 116, 16268–16273.
- Griffin, John M., Clark Liu, and Tao Shu, 2022, Is the Chinese Anti-Corruption Campaign Authentic? Evidence from Corporate Investigations, *Management Science* 68, 7248–7273.
- Griffin, John M., and Gonzalo Maturana, 2016, Who Facilitated Misreporting in Securitized Loans?, *Review of Financial Studies* 29, 384–419.
- Griffin, John M., and Kevin Mei, 2024, How Do Crypto Flows Finance Slavery? The Economics of Pig Butchering, Working paper.
- Griffin, John M., and Jordan Nickerson, 2017, Debt correlations in the wake of the financial crisis: What are appropriate default correlations for structured products?, *Journal of Financial Economics* 125, 454–474.
- Griffin, John M., and Jordan Nickerson, 2022, Are CLO Collateral and Tranche Ratings Disconnected?, *Review of Financial Studies* 36, 2319–2360.
- Griffin, John M., and Alex Priest, 2023, Is COVID Revealing a Virus in CMBS 2.0?, *Journal of Finance* 78, 2233–2276.
- Griffin, John M., and Amin Shams, 2018, Manipulation in the VIX?, *Review of Financial Studies* 31, 1377–1417.
- Griffin, John M., and Amin Shams, 2020, Is bitcoin really untethered?, *Journal of Finance* 75, 1913–1964.
- Griffin, John M., Tao Shu, and Selim Topaloglu, 2012, Examining the Dark Side of Financial Markets:

- Do Institutions Trade on Information from Investment Bank Connections?, *Review of Financial Studies* 25, 2155–2188.
- Griffin, John M., and Dragon Yongjun Tang, 2011, Did Credit Rating Agencies Make Unbiased Assumptions on CDOs?, *American Economic Review* 101, 125–30.
- Griffin, John M., and Dragon Yongjun Tang, 2012, Did Subjectivity Play a Role in CDO Credit Ratings?, *Journal of Finance* 67, 1293–1328.
- Grotteria, Marco, Max Miller, and S Lakshmi Naaraayanan, 2023, Foreign Influence in U.S. Politics, Working Paper.
- Guiso, Luigi, Paola Sapienza, and Luigi Zingales, 2008, Trusting the stock market, *Journal of Finance* 63, 2557–2600.
- Guiso, Luigi, Paola Sapienza, and Luigi Zingales, 2015, The value of corporate culture, *Journal of Financial Economics* 117, 60–76, NBER Conference on the Causes and Consequences of Corporate Culture.
- Gurun, Umit G., Jordan Nickerson, and David H. Solomon, 2023, Measuring and Improving Stakeholder Welfare Is Easier Said than Done, *Journal of Financial and Quantitative Analysis* 58, 1473–1507.
- Gurun, Umit G, Noah Stoffman, and Scott E Yonker, 2017, Trust Busting: The Effect of Fraud on Investor Behavior, *Review of Financial Studies* 31, 1341–1376.
- Hamrick, J.T., Farhang Rouhi, Arghya Mukherjee, Amir Feder, Neil Gandal, Tyler Moore, and Marie Vasek, 2021, An examination of the cryptocurrency pump-and-dump ecosystem, *Information Processing and Management* 58, 102506.
- Hanlon, Michelle, Edward L. Maydew, and Jacob R. Thornock, 2015, Taking the Long Way Home: U.S. Tax Evasion and Offshore Investments in U.S. Equity and Debt Markets, *Journal of Finance* 70, 257–287.
- Harvey, Campbell R, Ashwin Ramachandran, and Joey Santoro, 2021, *DeFi and the Future of Finance* (John Wiley & Sons).
- Hatfield, John William, Scott Duke Kominers, Richard Lowery, and Jordan M. Barry, 2020, Collusion in Markets with Syndication, *Journal of Political Economy* 128, 3779–3819.
- Hatfield, John William, and Richard Lowery, 2023, Facilitating Collusion with Spot-Price Contracting, Working Paper.
- He, Jie, Jun Qian, and Philip E. Strahan, 2011, Credit ratings and the evolution of the mortgage-backed securities market, *American Economic Review* 101, 131–35.
- He, Qiyang, Ben R. Marshall, Justin Hung Nguyen, Nhut H. Nguyen, Buhui Qiu, and Nuttawat Visaltanachoti, 2024, Greenwashing: Measurement and Implications, Working Paper.
- Henderson, Brian J., and Neil D. Pearson, 2011, The dark side of financial innovation: A case study

- of the pricing of a retail financial product, *Journal of Financial Economics* 100, 227–247.
- Henderson, Brian J., Neil D. Pearson, and Li Wang, 2020, Pre-trade hedging: Evidence from the issuance of retail structured products, *Journal of Financial Economics* 137, 108–128.
- Hilary, Gilles, and Kai Wai Hui, 2009, Does religion matter in corporate decision making in America?, *Journal of Financial Economics* 93, 455–473.
- Hilscher, Jens, Joshua M. Pollet, and Mungo Wilson, 2015, Are Credit Default Swaps a Sideshow? Evidence That Information Flows from Equity to CDS Markets, *Journal of Financial and Quantitative Analysis* 50, 543–567.
- Hoffman, Andrew J., 2021, *The Engaged Scholar: Expanding the Impact of Academic Research in Today's World* (Stanford University Press, Stanford).
- Hong, Harrison G, Jeffrey D Kubik, Inessa Liskovich, and José Scheinkman, 2019, Crime, punishment and the value of corporate social responsibility, Working Paper.
- Honigsberg, Colleen, 2019, Hedge Fund Regulation and Fund Governance: Evidence on the Effects of Mandatory Disclosure Rules, *Journal of Accounting Research* 57, 845–888.
- Honigsberg, Colleen, 2020, Forensic Accounting, *Annual Review of Law and Social Science* 16, 147–164.
- Honigsberg, Colleen, Edwin Hu, and Robert J Jackson Jr, 2022, Regulatory arbitrage and the persistence of financial misconduct, *Stan. L. Rev.* 74, 737.
- Honigsberg, Colleen, and Matthew Jacob, 2021, Deleting misconduct: The expungement of brokercheck records, *Journal of Financial Economics* 139, 800–831.
- Houston, Joel F, Liangliang Jiang, Chen Lin, and Yue Ma, 2014, Political connections and the cost of bank loans, *Journal of Accounting Research* 52, 193–243.
- Hu, Gang, R. David McLean, Jeffrey Pontiff, and Qinghai Wang, 2014, The Year-End Trading Activities of Institutional Investors: Evidence from Daily Trades, *Review of Financial Studies* 27, 1593–1614.
- Huberman, Gur, Jacob D Leshno, and Ciamac Moallemi, 2021, Monopoly without a Monopolist: An Economic Analysis of the Bitcoin Payment System, *Review of Economic Studies* 88, 3011–3040.
- Ivashina, Victoria, and Zheng Sun, 2011, Institutional Stock Trading on Loan Market Information, *Journal of Financial Economics* 100, 284–303.
- Jackson, Robert, Bradford Lynch-Levy, and Daniel Taylor, 2024, Holding Foreign Insiders Accountable, *Management Science* 70, 4604–4613.
- Jaffe, Jeffrey F, 1974, Special information and insider trading, *Journal of Business* 47, 410–28.
- Jagolinzer, Alan D., 2009, SEC Rule 10b5-1 and Insiders' Strategic Trade, *Management Science* 55, 224–239.

- Jagolinzer, Alan D., David F. Larcker, Gaizka Ormazabal, and Daniel J. Taylor, 2020, Political Connections and the Informativeness of Insider Trades, *Journal of Finance* 75, 1833–1876.
- Jiang, Guohua, Charles M.C. Lee, and Heng Yue, 2010, Tunneling through intercorporate loans: The China experience, *Journal of Financial Economics* 98, 1–20.
- Jiang, Wei, Ashlyn Aiko Nelson, and Edward Vytlačil, 2014, Liar’s loan? effects of origination channel and information falsification on mortgage delinquency, *Review of Economics and Statistics* 96, 1–18.
- Johannessen, Niels, and Gabriel Zucman, 2014, The end of bank secrecy? an evaluation of the g20 tax haven crackdown, *American Economic Journal: Economic Policy* 6, 65–91.
- Jorion, Philippe, and Christopher Schwarz, 2014, Are hedge fund managers systematically misreporting? or not?, *Journal of Financial Economics* 111, 311–327.
- Kallunki, Jenni, Juha-Pekka Kallunki, Henrik Nilsson, and Mikko Puhakka, 2018, Do an insider’s wealth and income matter in the decision to engage in insider trading?, *Journal of Financial Economics* 130, 135–165.
- Kamps, Josh, and Bennett Kleinberg, 2018, To the moon: defining and detecting cryptocurrency pump-and-dumps, *Crime Science* 7, 1–18.
- Karpoff, Jonathan M., 2021, The future of financial fraud, *Journal of Corporate Finance* 66, 101694.
- Karpoff, Jonathan M., Allison Koester, D. Scott Lee, and Gerald S. Martin, 2017, Proxies and Databases in Financial Misconduct Research, *The Accounting Review* 92, 129–163.
- Karpoff, Jonathan M., D. Scott Lee, and Gerald S. Martin, 2008, The consequences to managers for financial misrepresentation, *Journal of Financial Economics* 88, 193–215.
- Ke, Bin, Na Liu, and Song Tang, 2022, Does Anti-Corruption Regulation Improve the Performance of State-Controlled Firms? Evidence from China, Working Paper.
- Kedia, Simi, Kevin Koh, and Shivaram Rajgopal, 2015, Evidence on Contagion in Earnings Management, *The Accounting Review* 90, 2337–2373.
- Kempf, Elisabeth, 2020, The job rating game: Revolving doors and analyst incentives, *Journal of Financial Economics* 135, 41–67.
- Khwaja, Asim Ijaz, and Atif Mian, 2005, Do Lenders Favor Politically Connected Firms? Rent Provision in an Emerging Financial Market, *Quarterly Journal of Economics* 120, 1371–1411.
- Khwaja, Asim Ijaz, and Atif Mian, 2011, Rent seeking and corruption in financial markets, *Annual Review of Economics* 3, 579–600.
- Kim, Soohun, and Aaron Yoon, 2023, Analyzing Active Fund Managers’ Commitment to ESG: Evidence from the United Nations Principles for Responsible Investment, *Management Science* 69, 741–758.
- Koch, Andrew, Marios Panayides, and Shawn Thomas, 2021, Common ownership and competition

- in product markets, *Journal of Financial Economics* 139, 109–137.
- Kowaleski, Zachary T., Andrew G. Sutherland, and Felix W. Vetter, 2020, Can ethics be taught? Evidence from securities exams and investment adviser misconduct, *Journal of Financial Economics* 138, 159–175.
- Kruger, Samuel, and Gonzalo Maturana, 2021, Collateral misreporting in the residential mortgage-backed security market, *Management Science* 67, 2729–2750.
- Kumar, Praveen, and Duane J. Seppi, 1992, Futures manipulation with “cash settlement”, *Journal of Finance* 47, 1485–1502.
- Lakonishok, Josef, and Inmoo Lee, 2001, Are Insider Trades Informative?, *Review of Financial Studies* 14, 79–111.
- Larcker, David F., Bradford (Lynch) Levy, Phillip J. Quinn, Brian Tayan, and Daniel J. Taylor, 2021, Gaming the System: Three ‘Red Flags’ of Potential 10b5-1 Abuse, Working Paper.
- Law, Kelvin K. F., and Luo Zuo, 2021, How does the economy shape the financial advisory profession?, *Management Science* 67, 2466–2482.
- Lee, Eun Jung, Kyong Shik Eom, and Kyung Suh Park, 2013, Microstructure-based manipulation: Strategic behavior and performance of spoofing traders, *Journal of Financial Markets* 16, 227–252.
- Lee, Jongsub, Tao Li, and Donghwa Shin, 2022, The Wisdom of Crowds in FinTech: Evidence from Initial Coin Offerings, *Review of Corporate Finance Studies* 11, 1–46.
- Leenders, Wouter, Arjan Lejour, Simon Rabaté, and Maarten Van’t Riet, 2023, Offshore tax evasion and wealth inequality: Evidence from a tax amnesty in the Netherlands, *Journal of Public Economics* 217, 104785.
- Leuz, Christian, Dhananjay Nanda, and Peter D Wysocki, 2003, Earnings management and investor protection: an international comparison, *Journal of Financial Economics* 69, 505–527.
- Lewellen, Katharina, and Michelle Lowry, 2021, Does common ownership really increase firm coordination?, *Journal of Financial Economics* 141, 322–344.
- Li, Frank Weikai, Abhiroop Mukherjee, and Rik Sen, 2021, Inside brokers, *Journal of Financial Economics* 141, 1096–1118.
- Li, Tao, S Lakshmi Naaraayanan, and Kunal Sachdeva, 2023, Conflicting Objectives of ESG Funds: Evidence from Proxy Voting, Working Paper.
- Li, Tao, Donghwa Shin, and Baolian Wang, 2023, Cryptocurrency Pump-and-Dump Schemes, Working Paper.
- Li, Xuanbo, Yun Lou, and Liandong Zhang, 2023, Do Commercial Ties Influence ESG Ratings? Evidence from Moody’s and S&P, Working Paper.
- Liang, Hao, Lin Sun, and Melvyn Teo, 2022, Responsible Hedge Funds, *Review of Finance* 26, 1585–1633.

- Lin, Chen, Randall Morck, Bernard Yeung, and Xiaofeng Zhao, 2023, What do we learn from stock price reactions to China's first announcement of anti-corruption reforms?, *Journal of Finance and Data Science* 9, 100096.
- Liu, Laura Xiaolei, Haibing Shu, and K.C. John Wei, 2017, The impacts of political uncertainty on asset prices: Evidence from the Bo scandal in China, *Journal of Financial Economics* 125, 286–310.
- Liu, Xiaoding, 2016, Corruption culture and corporate misconduct, *Journal of Financial Economics* 122, 307–327.
- Londoño-Vélez, Juliana, and Javier Ávila-Mahecha, 2021, Enforcing wealth taxes in the developing world: Quasi-experimental evidence from Colombia, *American Economic Review: Insights* 3, 131–148.
- Lorie, James H., and Victor Niederhoffer, 1968, Predictive and statistical properties of insider trading, *Journal of Law & Economics* 11, 35–53.
- Lowry, Michelle, Marco Rossi, and Zhongyan Zhu, 2019, Informed Trading by Advisor Banks: Evidence from Options Holdings, *Review of Financial Studies* 32, 605–645.
- Makarov, Igor, and Antoinette Schoar, 2022, Blockchain Analysis of the Bitcoin Market, Working paper.
- Massa, Massimo, and Zahid Rehman, 2008, Information flows within financial conglomerates: Evidence from the banks-mutual funds relation, *Journal of Financial Economics* 89, 288–306.
- Mehran, Hamid, and René M. Stulz, 2007, The Economics of Conflicts of Interest in Financial Institutions, *Journal of Financial Economics* 85, 267–296.
- Mehta, Mihir N., Suraj Srinivasan, and Wanli Zhao, 2020, The Politics of M&A Antitrust, *Journal of Accounting Research* 58, 5–53.
- Meiklejohn, Sarah, Marjori Pomarole, Grant Jordan, Kirill Levchenko, Damon McCoy, Geoffrey M. Voelker, and Stefan Savage, 2013, A fistful of bitcoins: Characterizing payments among men with no names, in *IMC 2013 - Proceedings of the 13th ACM Internet Measurement Conference*, Proceedings of the ACM SIGCOMM Internet Measurement Conference, IMC, 127–139, 13th ACM Internet Measurement Conference, IMC 2013 ; Conference date: 23-10-2013 Through 25-10-2013.
- Menkhoff, Lukas, and Jakob Miethe, 2019, Tax Evasion in New Disguise? Examining Tax Havens' International Bank Deposits, *Journal of Public Economics* 176, 53–78.
- Merchant, Safiya, 2017, Higher ed leaders consider compact between universities, society, *The University Record* .
- Merrick, John, Narayan Y. Naik, and Pradeep K. Yadav, 2005, Strategic trading behavior and price distortion in a manipulated market: anatomy of a squeeze, *Journal of Financial Economics* 77, 171–218.
- Mian, Atif, and Amir Sufi, 2017, Fraudulent Income Overstatement on Mortgage Applications

- During the Credit Expansion of 2002 to 2005, *Review of Financial Studies* 30, 1832–1864.
- Mollenkamp, Carrick, and Mark Whitehouse, 2008, Study casts doubt on key rate, *Wall Street Journal* 29, 2008.
- Morningstar, 2015, The startling differences between CMBS 1.0, 2.0 & 3.0, *Morningstar* .
- Mukherjee, Abhiroop, George Panayotov, and Janghoon Shon, 2021, Eye in the sky: Private satellites and government macro data, *Journal of Financial Economics* 141, 234–254.
- Mullally, Kevin, and Andrea Rossi, 2023, Moving the Goalposts? Mutual Fund Benchmark Changes and Relative Performance Manipulation, Working Paper.
- Nesbitt, Wayne L., Edmund Outslay, and Anh V. Persson, 2023, A reexamination of investors' reaction to tax shelter news: Evidence from the Luxembourg tax leaks, *Journal of Accounting and Economics* 75, 101537.
- O'Donovan, James, Hannes F Wagner, and Stefan Zeume, 2019, The Value of Offshore Secrets: Evidence from the Panama Papers, *Review of Financial Studies* 32, 4117–4155.
- Parsons, Christopher A, Johan Sulaeman, and Sheridan Titman, 2018, The geography of financial misconduct, *Journal of Finance* 73, 2087–2137.
- Partnoy, Frank, 2009, *FIASCO: blood in the water on Wall Street* (WW Norton & Company).
- Patton, Andrew J., Tarun Ramadora, and Michael Streatfield, 2015, Change you can believe in? hedge fund data revisions, *Journal of Finance* 70, 963–999.
- Patton, Andrew J., and Tarun Ramadorai, 2013, On the high-frequency dynamics of hedge fund risk exposures, *Journal of Finance* 68, 597–635.
- Pennec, Guérolé Le, Ingo Fiedler, and Lennart Ante, 2021, Wash trading at cryptocurrency exchanges, *Finance Research Letters* 43, 101982.
- Phua, Kenny, Bo Sang, Chishen Wei, and Gloria Yang Yu, 2024, The Economics of Financial Scams: Evidence from Initial Coin Offerings, Working Paper.
- Piskorski, Tomasz, Amit Seru, and James Witkin, 2015, Asset Quality Misrepresentation by Financial Intermediaries: Evidence from the RMBS Market, *Journal of Finance* 70, 2635–2678.
- Platias, Nicholas, and Marco Di Maggio, 2019, Terra Money: Stability Stress Test, Technical report, Whitepaper.
- Platias, Nicholas, Eui Joon Lee, and Marco Di Maggio, 2020, Anchor: The Gold Standard for Passive Income on the Blockchain.
- Pomeranz, Dina, 2015, No Taxation without Information: Deterrence and Self-Enforcement in the Value Added Tax, *American Economic Review* 105, 2539–69.
- Povel, Paul, Rajdeep Singh, and Andrew Winton, 2007, Booms, Busts, and Fraud, *Review of Financial Studies* 20, 1219–1254.

- Putniņš, Tālis J., 2012, Market manipulation: A survey, *Journal of Economic Surveys* 26, 952–967.
- Qureshi, Hammad, and Jonathan S. Sokobin, 2015, Do investors have valuable information about brokers?, Working Paper.
- Raghunandan, Aneesh, and Shiva Rajgopal, 2023, Do the socially responsible walk the talk, Working Paper.
- Ritter, Jay R., 2008, Forensic Finance, *Journal of Economic Perspectives* 22, 127–47.
- Saez, Emmanuel, and Gabriel Zucman, 2019, *The triumph of injustice: How the rich dodge taxes and how to make them pay* (WW Norton & Company).
- Sarewitz, Daniel, 2016, Saving science, *The New Atlantis* 49, 4–40.
- Schilling, Linda M., and Harald Uhlig, 2019, Currency substitution under transaction costs, *AEA Papers and Proceedings* 109, 83–87.
- Schoenherr, David, 2019, Political connections and allocative distortions, *Journal of Finance* 74, 543–586.
- Seyhun, H.Nejat, 1986, Insiders' profits, costs of trading, and market efficiency, *Journal of Financial Economics* 16, 189–212.
- Sharman, J. C., 2010, Shopping for Anonymous Shell Companies: An Audit Study of Anonymity and Crime in the International Financial System, *Journal of Economic Perspectives* 24, 127–40.
- Slemrod, Joel, 2019, Tax compliance and enforcement, *Journal of Economic Literature* 57, 904–54.
- Sokolov, Konstantin, 2021, Ransomware activity and blockchain congestion, *Journal of Financial Economics* 141, 771–782.
- Spat, Chester, 2014, Security Market Manipulation, *Annual Review of Financial Economics* 6, 405–418.
- Starks, Laura T., 2023, Presidential Address: Sustainable Finance and ESG Issues—Value versus Values, *Journal of Finance* 78, 1837–1872.
- Svensson, Jakob, 2005, Eight questions about corruption, *Journal of Economic Perspectives* 19, 19–42.
- Tahoun, Ahmed, 2014, The role of stock ownership by us members of congress on the market for political favors, *Journal of Financial Economics* 111, 86–110.
- Tang, Dragon Yongjun, Jiali Yan, and Chelsea Yaqiong Yao, 2022, The Determinants of ESG Ratings: Rater Ownership Matters, Proceedings of Paris December 2021 Finance Meeting EUROFIDAI-ESSEC.
- Toffel, Michael W., 2016, Enhancing the practical relevance of research, *Production and Operations Management* 25, 1493–1505.
- Turkel, Eray, Anish Saha, Rhett Carson Owen, Gregory J. Martin, and Shoshana Vasserman, 2021, A method for measuring investigative journalism in local newspapers, *Proceedings of the National Academy of Sciences* 118, e2105155118.

- Tørsløv, Thomas, Ludvig Wier, and Gabriel Zucman, 2023, The Missing Profits of Nations, *Review of Economic Studies* 90, 1499–1534.
- Wagner, Hannes F, and Stefan Zeume, 2023, Data Leaks and Tax Havens, *Research Handbook on the Economics of Tax Havens* .
- Williams, Basil, and Andrzej Skrzypacz, 2021, Spoofing in Equilibrium, Stanford University Graduate School of Business Research Paper.
- Wong, Maisy, 2018, CMBS and Conflicts of Interest: Evidence from Ownership Changes for Servicers, *Journal of Finance* 73, 2425–2458.
- Wu, Yue, Kaifu Zhang, and Jinhong Xie, 2020, Bad greenwashing, good greenwashing: Corporate social responsibility and information transparency, *Management Science* 66, 3095–3112.
- Xu, Jiahua, and Benjamin Livshits, 2019, The anatomy of a cryptocurrency pump-and-dump scheme, in *USENIX Security Symposium*, 1609–1625.
- Yermack, David, 2009, Deductio' ad absurdum: CEOs donating their own stock to their own family foundations, *Journal of Financial Economics* 94, 107–123.
- Yermack, David, 2014, Tailspotting: Identifying and profiting from CEO vacation trips, *Journal of Financial Economics* 113, 252–269.
- Yu, Frank, and Xiaoyun Yu, 2011, Corporate lobbying and fraud detection, *Journal of Financial and Quantitative Analysis* 46, 1865–1891.
- Zeume, Stefan, 2017, Bribes and Firm Value, *Review of Financial Studies* 30, 1457–1489.
- Zhang, Anthony Lee, 2022, Competition and manipulation in derivative contract markets, *Journal of Financial Economics* 144, 396–413.
- Zingales, Luigi, 2015, Presidential Address: Does Finance Benefit Society?, *Journal of Finance* 70, 1327–1363.
- Zitzewitz, Eric, 2012, Forensic Economics, *Journal of Economic Literature* 50, 731–69.
- Zucman, Gabriel, 2013, The Missing Wealth of Nations: Are Europe and the U.S. net Debtors or net Creditors?, *Quarterly Journal of Economics* 128, 1321–1364.
- Zucman, Gabriel, 2014, Taxing across borders: Tracking personal wealth and corporate profits, *Journal of Economic Perspectives* 28, 121–48.
- Zucman, Gabriel, 2015, *The hidden wealth of nations* (University of Chicago Press).
- Zweig, Jason, 1999, The fundamentalist: Mutual fund time bombs-and how to avoid them, *Money* 28, 55–58.

Figure 2: Trend of Forensic Finance Papers

This figure shows the percentage of forensic finance papers among all published and forthcoming papers in the top three finance journals between 2000 and April 2023. The top three finance journals are the *Journal of Finance* (JF), *Journal of Financial Economics* (JFE), and *Review of Financial Studies* (RFS). Editor announcements, presidential addresses, comments, book reviews are removed from the sample. There are in total 6334 academic papers. A paper is categorized as being forensic finance if it uses forensic words at least 20 times or at least 10 times with at least one usage in the title or abstract. The percentages are calculated using the 5-year rolling window among all papers, among JF papers, among JFE papers, and among RFS papers.

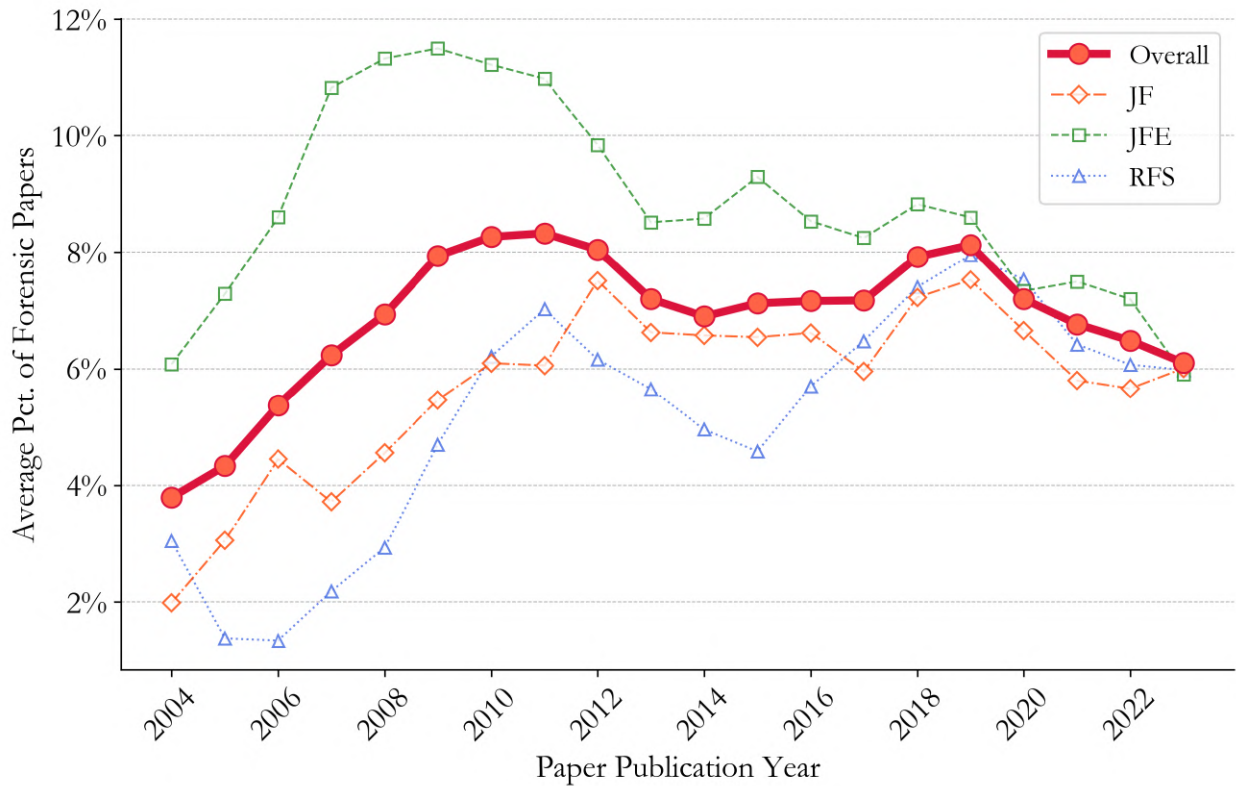


Figure 3: JEL Classification

This figure compares the composition of topics between forensic finance and other papers, showing the percentage of papers in each 2-digit JEL classification. The JEL category G, which pertains to Financial Economics, includes the 2-digit subcategories General Financial Markets (G1), Financial Institutions and Services (G2), Corporate Finance and Governance (G3), Behavioral Finance (G4), and Household Finance (G5). Non-G JEL codes refer to classifications outside the finance category. If a paper has $n > 1$ JEL codes, each JEL code is weighted by $\frac{1}{n}$. For the *Journal of Financial Economics* and recent papers in the *Review of Financial Studies*, we collect JEL codes from papers' published versions. For the *Journal of Finance* and earlier papers in the *Review of Financial Studies*, we collect JEL codes from working paper versions of published papers, which are available for 69% of papers.

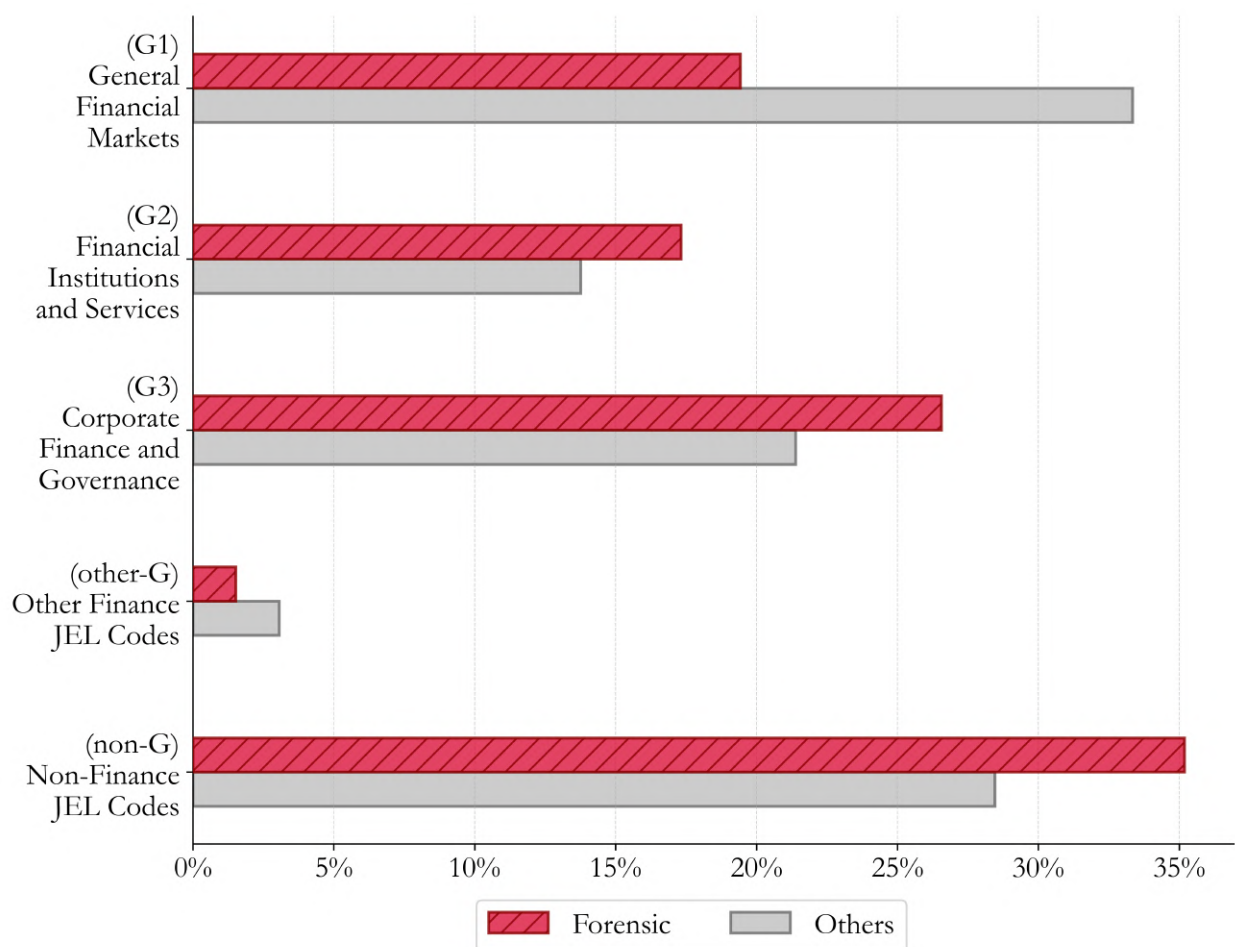
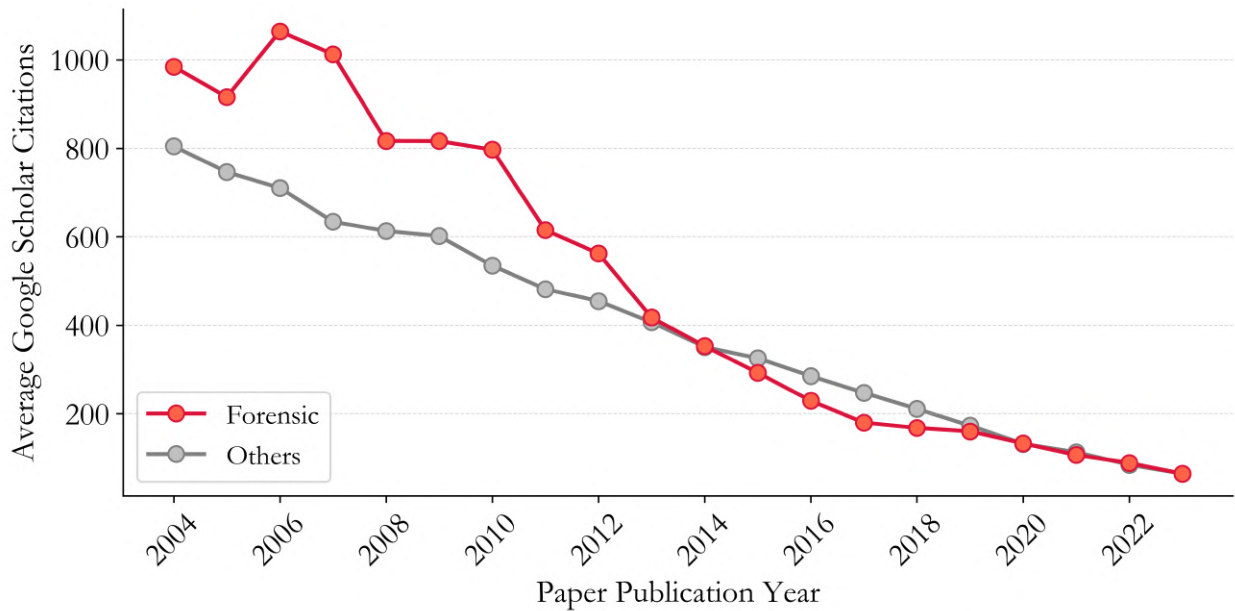


Figure 4: Google Scholar Citations and SSRN Downloads

This figure shows the comparison of Google Scholar citations and SSRN downloads between forensic finance and other papers. A paper is categorized as being forensic finance if it uses forensic words at least 20 times or at least 10 times with at least one usage in the title or abstract. In Panel A, it shows the 5-year rolling average Google Scholar citations of forensic finance (other) papers. The full sample is used, which includes 6334 published and forthcoming papers in the top three finance journals between 2000 and April 2023. In Panel B, it shows the 5-year rolling average SSRN downloads of forensic finance (other) papers. The sample includes 5142 papers (81% of full sample) which have posted a working paper version on SSRN. In both panels, red represents forensic finance papers and grey represents all other papers in the sample. Both Google Scholar citations and SSRN downloads are collected in 2023.

Panel A: Google Scholar Citation



Panel B: SSRN Downloads

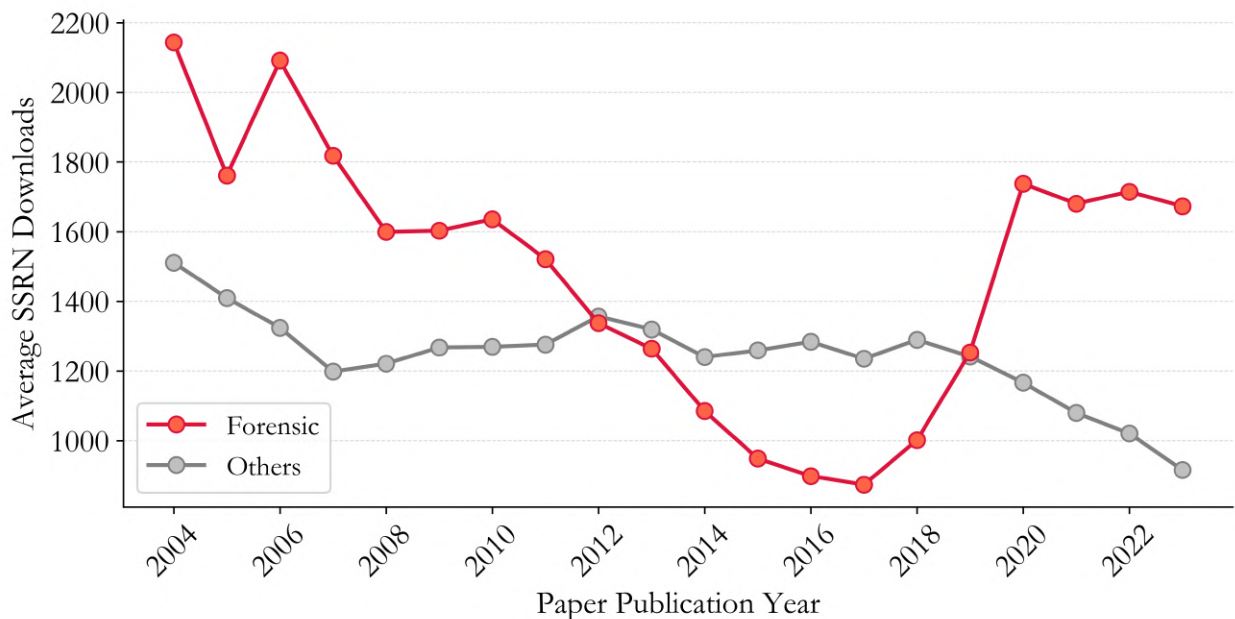


Figure 5: SEC Citations and Press Mentions

This figure shows the comparison of SEC citations and press mentions between forensic finance and other papers. A paper is categorized as being forensic finance if it uses forensic words at least 20 times or at least 10 times with at least one usage in the title or abstract. The circles (squares) show the average SEC citations (press mentions) of papers published between year $t - 4$ and t , i.e. 5-year rolling averages. The data points lie on $t = \text{Prior Years}$ on the left represent the average citations of papers published between 2000 and 2015. Red represents forensic finance papers, while grey represents all other papers in the sample. The SEC citations are collected from both proposed and final SEC rules released between 2007 and April 2023. Press citations are obtained from Altmetric and include news articles from various media outlets. Both SEC and press mentions are collected in 2023.

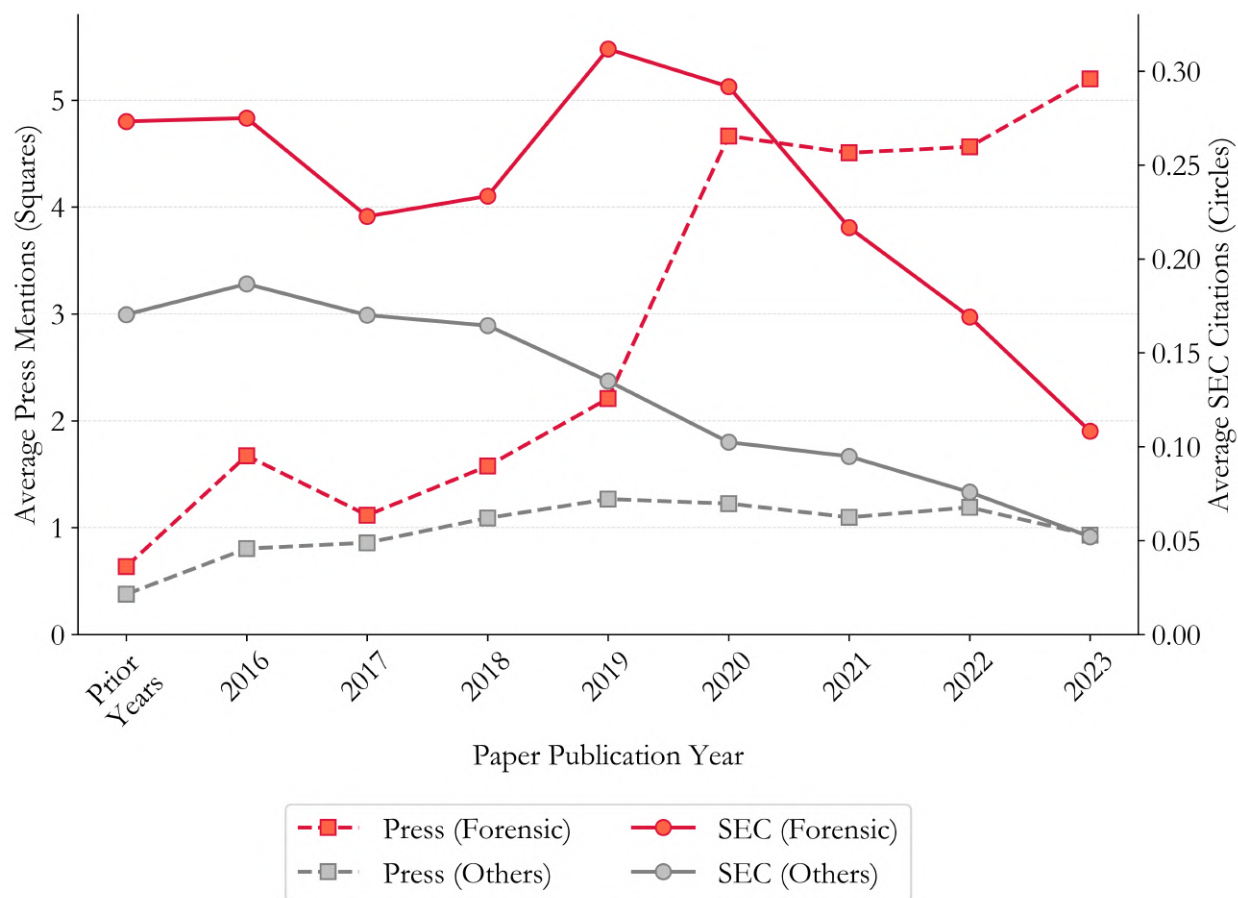


Table 1: Citation Regressions

This table examines the difference in four main measures of impact between forensic finance and other papers. We estimate the OLS regression of the form:

$$Citation_i = \alpha + \beta Forensic_i + FEs + \epsilon_i,$$

where $Forensic_i$ is a dummy variable equals to 1 if paper i is flagged as a forensic finance paper. A paper is categorized as being forensic finance if it uses forensic words at least 20 times or at least 10 times with at least one usage in the title or abstract. Fixed effects are indicated at bottom of each column. As for JEL fixed effects, we assign each paper a unique JEL indicator (non-G, G1, G2, G3, or other-G) based on the paper's most common 1-digit and 2-digit JEL codes. The full sample includes 6334 published and forthcoming papers in the top three finance journals between 2000 and April 2023. There are 5142 (81%) papers for which we found a working paper version on SSRN. For the *Journal of Financial Economics* and recent papers in the *Review of Financial Studies*, we collect JEL codes from papers' published versions. For the *Journal of Finance* and earlier papers in the *Review of Financial Studies*, we collect JEL codes from working paper versions of published papers, which are available for 69% of papers. All four measures of impact are collected in 2023. Press citations are obtained from Altmetric and include posts from various news outlets. SEC citations are collected from SEC proposed rules and SEC final rules released between 2007 and 2022. All dependent variables are winsorized at 95% percentile. Standard errors are clustered by year and reported in parentheses.

	Google Scholar		SSRN		Press		SEC	
	(1)	(2)	(3)	(4)	(5)	(6)	(7)	(8)
Forensic	38.926 (24.562)	37.454 (23.606)	125.916** (59.475)	163.412** (60.757)	0.303** (0.094)	0.315*** (0.094)	0.069*** (0.019)	0.069*** (0.021)
JEL FE		✓		✓		✓		✓
Journal FE	✓	✓	✓	✓	✓	✓	✓	✓
Year FE	✓	✓	✓	✓	✓	✓	✓	✓
Observations	6,334	5,423	5,142	4,768	2,816	2,642	6,334	5,423
R^2	0.310	0.340	0.035	0.066	0.017	0.019	0.021	0.029
Dep. Var. Mean	299.134	286.841	1001.224	1014.602	0.454	0.455	0.079	0.083

Clustered (Year) standard errors in parentheses

*** $p < 0.01$, ** $p < 0.05$, * $p < 0.1$

Table 2: High Google Scholar Citation Forensic Finance Papers

This table presents the top 5 forensic finance papers which have the highest Google Scholar citations in each 5-year window. Top forensic word is the forensic word used the most in the paper. The full sample is used, which includes 6334 published and forthcoming papers in the top three finance journals between 2000 and April 2023. The Google Scholar citations, SSRN downloads, and press mentions are collected in 2023. Press data are obtained from Altmetric and include news articles from various media outlets.

Title	Authors	N Forensic Word	Top Forensic Word (Frequency)	SSRN	Press	Google Scholar (Cap. at 5k)
2020 - 2023						
Is Bitcoin Really Untethered?	Griffin and Shams	25	Manipulation (10)	49480	236	
Performance-Induced CEO Turnover	Jenter and Lewellen	66	Misconduct (46)	1269	0	
Corporate Culture: Evidence From the Field	Graham et al.	27	Unethical (16)	8698	8	
The Limits of Model-Based Regulation	Behn, Haselmann, and Vig	77	Underreport (69)	1079	0	
Measuring Corporate Culture Using Machine...	Li et al.	25	Back-Dating (11)	3098	0	
2015 - 2019						
Fintech, Regulatory Arbitrage, and the Rise...	Buchak et al.	28	Lawsuit (25)	3077	2	
Blockchain Disruption and Smart Contracts	Cong and He	137	Collusion (89)	8623	1	
Sex, Drugs, and Bitcoin: How Much Illegal...	Foley, Karlsen, and Putninš	560	Illegal (519)	14673	73	
Military CEOs	Benmelech and Frydman	58	Fraud (44)	151	0	
Political Uncertainty and Investment: Causal...	Jens	23	Manipulation (14)	967	1	
2010 - 2014						
When Is a Liability Not a Liability? Textual...	Loughran and Mcdonald	26	Fraud (8)	11207	1	
Who Blows the Whistle on Corporate Fraud?	Dyck, Morse, and Zingales	222	Fraud (182)	3950	9	
Corporate Tax Avoidance and Stock Price...	Kim, Li, and Zhang	60	Manipulation (33)	2700	0	
Political Uncertainty and Corporate...	Julio and Yook	29	Political Conn. (15)	1125	2	
Tunneling Through Intercorporate Loans...	Jiang, Lee, and Yue	97	Tunneling (83)	-	0	
2005 - 2009						
The Law and Economics of Self-Dealing	Djankov et al.	250	Self-Dealing (176)	2306	0	
What Works in Securities Laws?	La Porta et al.	38	Criminal (11)	3744	0	
CEO Incentives and Earnings Management	Bergstresser and Philippon	44	Earning Mngmt. (20)	3883	0	
Politically Connected CEOs, Corporate...	Fan, Wong, and Zhang	100	Political Conn. (95)	-	0	
Political Connections and Corporate Bailouts	Faccio, Masulis, and McConnell	139	Political Conn. (122)	2207	2	
2000 - 2004						
Earnings Management and Investor Protection	Leuz, Nanda, and Wysocki	121	Earning Mngmt. (109)	9292	1	
Corporate Governance in the Asian Financial...	Johnson et al.	48	Corruption (33)	-	0	
Information Asymmetry, R&D, and Insider...	Aboody and Lev	36	Insider Trading (35)	-	0	
Cronyism and Capital Controls: Evidence...	Johnson and Mitton	128	Political Conn. (116)	984	0	
Family Firms	Burkart, Panunzi, and Shleifer	28	Collusion (24)	2591	0	

Journal JF JFE RFS

Table 3: Highly SSRN Downloaded Forensic Finance Papers

This table presents the top 5 forensic finance papers which have the highest SSRN downloads in each 5-year window. Top forensic word is the forensic word used the most in the paper. The sample includes 5142 papers (81% of full sample) which have posted a working paper version on SSRN. The Google Scholar citations, SSRN downloads, and press mentions are collected in 2023. Press data are obtained from Altmetric and include news from various media outlets.


























Title	Authors	N Forensic Word	Top Forensic Word (Frequency)	Google Scholar	Press	SSRN (Capped at 15k)
2020 - 2023						
Is Bitcoin Really Untethered?	Griffin and Shams	25	Manipulation (10)	457	236	
Corporate Culture: Evidence From the Field	Graham et al.	27	Unethical (16)	298	8	
Did FinTech Lenders Facilitate PPP Fraud?	Griffin, Kruger, and Mahajan	135	Misreporting (67)	34	58	
Competition and Misconduct	Thanassoulis	326	Misconduct (300)	8	0	
The Pollution Premium	Hsu, Li, and Tsou	15	Political Conn. (11)	205	0	
2015 - 2019						
Sex, Drugs, and Bitcoin: How Much Illegal... Manipulation in the VIX?	Foley, Karlsen, and Putninš	560	Illegal (519)	812	73	
Blockchain Disruption and Smart Contracts	Griffin and Shams	89	Manipulation (86)	75	32	
Capital-Market Effects of Securities...	Cong and He	137	Collusion (89)	961	1	
The Value of Offshore Secrets: Evidence From...	Christensen, Hail, and Leuz	21	Insider Trading (12)	330	0	
	O'Donovan, Wagner, and Zeume	118	Corruption (51)	160	0	
2010 - 2014						
When Is a Liability Not a Liability? Textual... The Effect of SOX Section 404: Costs...	Loughran and Mcdonald	26	Fraud (8)	4297	1	
Who Blows the Whistle on Corporate Fraud? Trust and Delegation	Iliev	39	Manipulation (16)	565	0	
Corporate Tax Avoidance and Stock Price...	Dyck, Morse, and Zingales	222	Fraud (182)	1947	9	
	Brown et al.	28	Misrepresent (9)	167	0	
	Kim, Li, and Zhang	60	Manipulation (33)	1829	0	
2005 - 2009						
Portfolio Performance Manipulation and... Stock Price Clustering on Option Expiration...	Goetzmann et al.	103	Manipulation (102)	714	0	
Public and Private Enforcement of Securities... Why Do Corporate Managers Misstate Financial... CEO Incentives and Earnings Management	Ni, Pearson, and Potoshman	85	Manipulation (85)	220	0	
	Jackson and Roe	42	Wrongdoing (9)	671	0	
	Efendi, Srivastava, and Swanson	130	Misstate (68)	1239	0	
	Bergstresser and Philippon	44	Earning Mngmt. (20)	3126	0	
2000 - 2004						
Earnings Management and Investor Protection... The World Price of Insider Trading	Leuz, Nanda, and Wysocki	121	Earning Mngmt. (109)	6700	1	
Dividends, Share Repurchases, and the... When an Event Is Not an Event: The Curious... Family Firms	Bhattacharya and Daouk	214	Insider Trading (161)	1725	0	
	Grullon and Michaely	25	Manipulation (14)	1986	0	
	Bhattacharya et al.	30	Insider Trading (26)	517	0	
	Burkart, Panunzi, and Shleifer	28	Collusion (24)	2192	0	

Table 4: Highly Press Mentioned Forensic Finance Papers

This table presents 25 forensic finance papers which have the highest press mentions and published after 2015. Top forensic word is the forensic word used the most in the paper. The sample includes published and forthcoming papers in the top three finance journals between 2015 and April 2023. The Google Scholar citations, SSRN downloads, and press mentions are collected in 2023. Press data are obtained from Altmetric and include news from various media outlets.

Title	Authors	Year	N Forensic Word	Top Forensic Word (Frequency)	Google Scholar	SSRN	Press (Capped at 30)
Is Bitcoin Really Untethered?	Griffin and Shams	2020	25	Manipulation (10)	457	49480	
Sex, Drugs, and Bitcoin: How Much...	Foley, Karlson, and Putnins	2019	560	Illegal (519)	812	14673	
Did FinTech Lenders Facilitate PPP Fraud?	Griffin, Kruger, and Mahajan	2023	135	Misreporting (67)	34	5795	
CEO Connectedness and Corporate Fraud	Khanna, Kim, and Lu	2015	319	Fraud (234)	496	1499	
Manipulation in the VIX?	Griffin and Shams	2018	89	Manipulation (86)	75	10791	
Political Connections and The...	Jagolinzer et al.	2020	256	Political Conn. (183)	77	2253	
Can Ethics Be Taught? Evidence From...	Kowaleski, Sutherland, and Vetter	2020	190	Misconduct (157)	28	909	
Trust Busting: The Effect of Fraud...	Gurun, Stoffman, and Yonker	2018	102	Fraud (93)	207	1382	
Is Fraud Contagious? Coworker Influence...	Dimmock, Gerken, and Graham	2018	317	Misconduct (273)	176	937	
Is Information Risk Priced? Evidence...	Yang, Zhang, and Zhang	2020	23	Insider Trading (22)	35	464	
Corporate Culture: Evidence From the...	Graham et al.	2022	27	Unethical (16)	298	8698	
Advertising Expensive Mortgages	Gurun, Matvos, and Seru	2016	24	Deception (12)	197	673	
Actual Share Repurchases, Price...	Busch and Obernberger	2017	12	Manipulation (10)	72	896	
Do Wall Street Landlords Undermine...	Gurun et al.	2023	33	Criminal (28)	8	800	
Political Determinants of Competition...	Faccio and Zingales	2022	76	Political Conn. (59)	76	759	
Credit Rationing, Income Exaggeration...	Ambrose, Conklin, and Yoshida	2016	35	Misrepresent (19)	64	275	
Price Revelation From Insider...	Akey, Grégoire, and Martineau	2022	48	Prosecution (24)	19	786	
How Do Consumers Fare When Dealing...	Cheng, Severino, and Townsend	2021	22	Lawsuit (13)	18	330	
The Consequences of Managerial...	Cline, Walking, and Yore	2018	197	Lawsuit (29)	103	1415	
The Power of the Street: Evidence...	Acemoglu, Hassan, and Tahoun	2018	36	Political Conn. (18)	427	425	
Asset Quality Misrepresentation by...	Piskorski, Seru, and Witkin	2015	444	Misrepresent (222)	315	3333	
Color and Credit: Race, Regulation, and...	Begley and Purnanandam	2021	37	Fraud (11)	66	956	
Managerial Myopia and the Mortgage...	Kolasinski and Yang	2018	94	Fraud (50)	50	492	
Information Networks: Evidence From...	Ahern	2017	170	Insider Trading (109)	225	2645	
Who Facilitated Misreporting in...	Griffin and Maturana	2016	358	Misreporting (277)	204	1294	

Journal JF JFE RFS

Internet Appendix for: “What is Forensic Finance?”

JOHN M. GRIFFIN and SAMUEL KRUGER

A. Forensic Areas and Words

We identify forensic finance papers by searching the text of papers for words related forensic terms. See Table [IA.1](#) for a list of the forensic words included in this analysis. To check that this list of terms identifies fraud-related papers, we reviewed all words individually and dropped terms for which more than 30% of the flagged papers were false positives or which are frequently used in contexts that are not related to forensic finance. For this analysis, we reviewed each word by examining papers that use the word at least five times and have a total of at least 20 forensic words overall. For heavily-used words that appear at least five times in more than ten papers, we reviewed a random sample of ten papers. After checking individual words, we dropped words for which more than 30% of the flagged papers were false positives or which are frequently used in contexts that are not related to forensic finance. For example, we dropped “exploit” because it frequently refers to an identification strategy, we dropped “lie” because it frequently refers to something lying in an interval, and we dropped “crime” because crime rates are frequently used as a control variable in non-forensic papers.

We categorize a paper as being forensic finance if it uses forensic terms at least 20 times or at least 10 times with at least one usage in the title or abstract. These cutoffs and this list of words are somewhat subjective, but a manual review of 20 randomly selected papers forensic papers indicates 80% of papers identified by this methodology are truly forensic. The manual review consisted of reading the abstract and introduction of the paper to determine if the paper was focused on topics that could potentially be something that is illegal, illicit, or immoral, as opposed to using forensic terms in a neutral context. At the cutoff of papers with exactly 20 forensic words, 53% are truly forensic based on manual reviews, suggesting that this is a reasonable cutoff. For papers with a forensic word in the title or abstract, we use the lower 10-word cutoff because the forensic rate based on manual reviews is still 50% for papers with 10-12 forensic words. Inevitably, this classification results in some false positives and also leaves out some forensic finance research. In particular, these criteria miss a sizeable number of forensic papers with fewer forensic words. We can identify these papers manually, but we did not add them to the list in order to avoid subjectivity and maintain clear word-based criteria for inclusion.

To check that our conclusions are not sensitive to the specific criteria we are using, we repeat our trend and impact analysis with higher word count thresholds and dropping “conflict of interest” from the list of forensic words since it could also be used in a non-forensic context (see Internet Appendix Figures [IA.2](#) to [IA.10](#) and Tables [IA.4](#) to [IA.9](#)). Results are consistent with our baseline figures and tables across all specifications. We include “conflict of interest” as a forensic word in our baseline analysis because it tends to be used more in forensic papers, whereas non-forensic papers are more likely to use more neutral terms such as “incentives” or “principal-agent.” A manual check of a random subset of papers that heavily use “conflict of interest” indicates that 70% are forensic papers, which is consistent with the threshold used for other terms.

B. Supplemental Figures and Tables

Figure IA.1: JEL Classification at 3-Digit Level

This figure compares the composition of topics between forensic finance and other papers. It shows the percentage of forensic finance papers in each field, classified by 3-digit JEL codes. The large boxes represent the 2-digit JEL classification, while the inner small boxes represent the 3-digit JEL classification. The smaller boxes in non-G category represent 1-digit non-G JEL codes. Non-G category includes classifications outside the finance category. If a paper has $n > 1$ JEL codes, each JEL code is weighted by $\frac{1}{n}$. The boxes are sized by number of papers, i.e. sum of the weights of corresponding JEL code, in each field. The darker the red color, the higher the percentage of forensic papers in each JEL classification. The percentage is trimmed at 1% and 15% level. For the *Journal of Financial Economics* and recent papers in the *Review of Financial Studies*, we collect JEL codes from papers' published versions. For the *Journal of Finance* and earlier papers in the *Review of Financial Studies*, we collect JEL codes from working paper versions of published papers, which are available for 69% of papers.

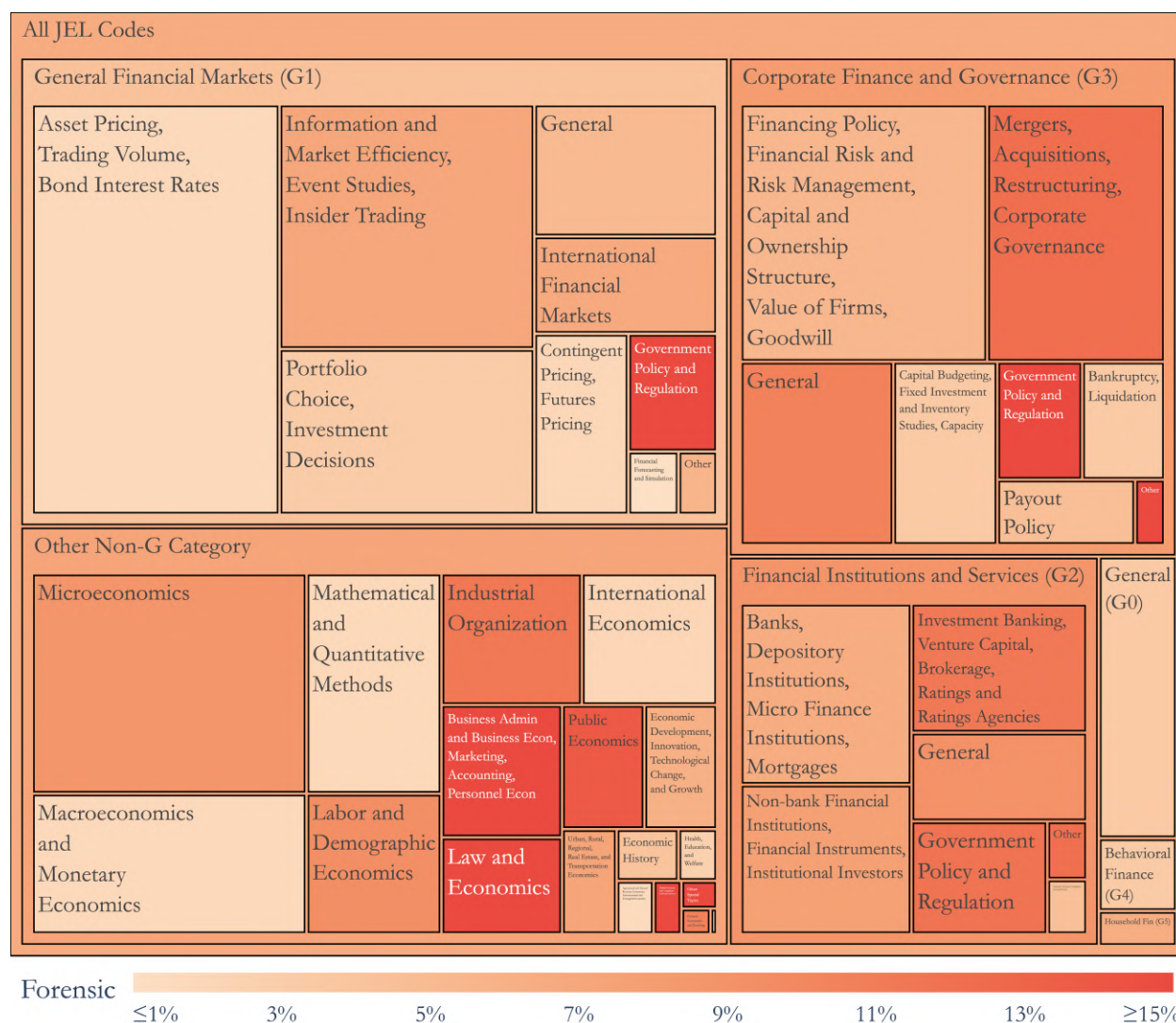


Figure IA.2: Trend of Forensic Finance Papers (Threshold of 40)

This figure shows the percentage of forensic finance papers among all published and forthcoming papers in the top three finance journals between 2000 and April 2023. The top three finance journals are the *Journal of Finance* (JF), *Journal of Financial Economics* (JFE), and *Review of Financial Studies* (RFS). Editor announcements, presidential addresses, comments, book reviews are removed from the sample. There are in total 6334 academic papers. A paper is categorized as being forensic finance if it uses forensic words at least 20 times or at least 10 times with at least one usage in the title or abstract. The percentages are calculated using the 5-year rolling window among all papers, among JF papers, among JFE papers, and among RFS papers.

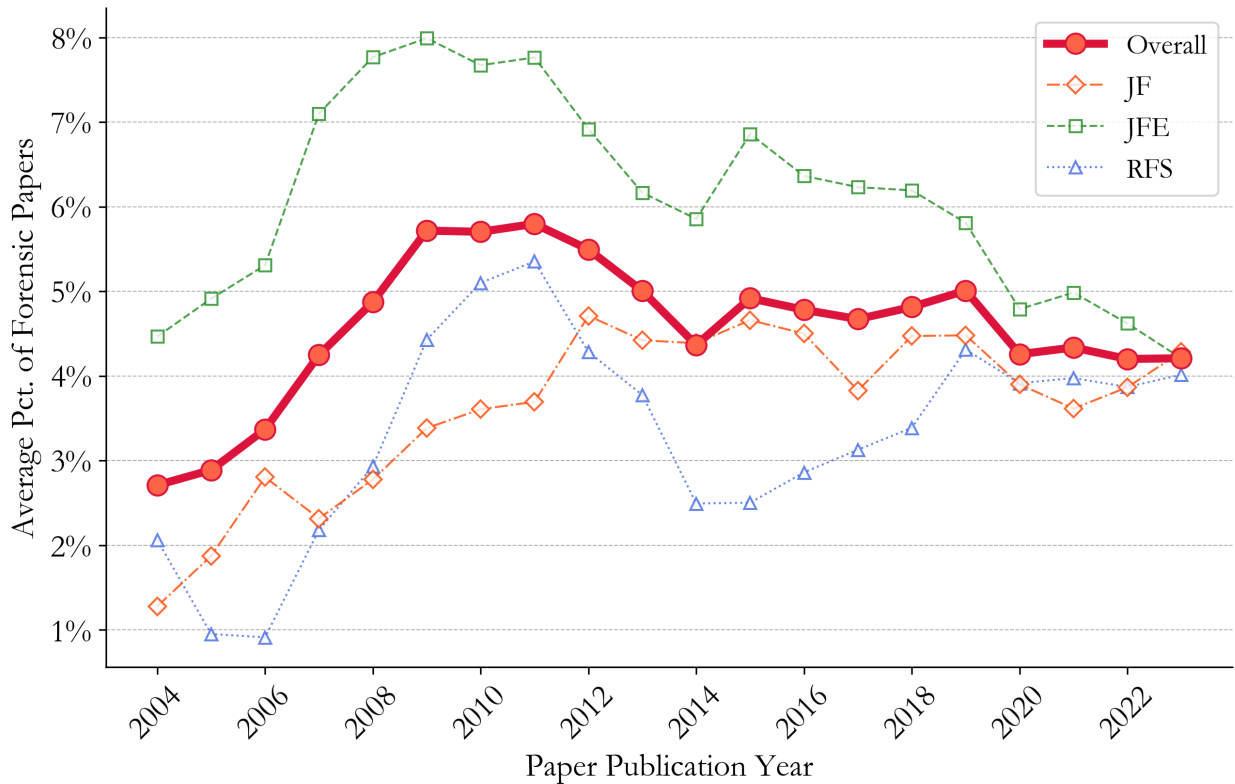


Figure IA.3: Trend of Forensic Finance Papers (Threshold of 60)

This figure shows the percentage of forensic finance papers among all published and forthcoming papers in the top three finance journals between 2000 and April 2023. The top three finance journals are the *Journal of Finance* (JF), *Journal of Financial Economics* (JFE), and *Review of Financial Studies* (RFS). Editor announcements, presidential addresses, comments, book reviews are removed from the sample. There are in total 6334 academic papers. A paper is categorized as being forensic finance if it uses forensic words at least 20 times or at least 10 times with at least one usage in the title or abstract. The percentages are calculated using the 5-year rolling window among all papers, among JF papers, among JFE papers, and among RFS papers.

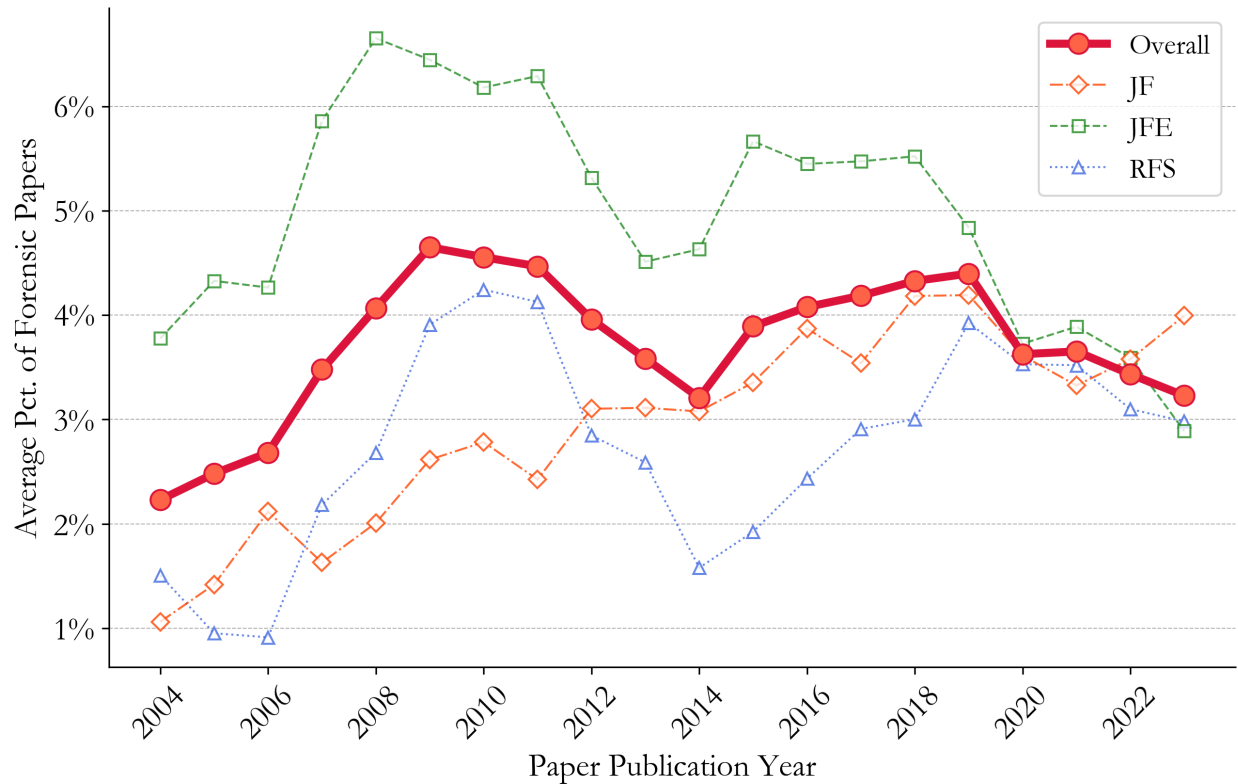


Figure IA.4: Trend of Forensic Finance Papers

(Use threshold of 20 & drop “conflict of interest” from the list of forensic words)

This figure shows the percentage of forensic finance papers among all published and forthcoming papers in the top three finance journals between 2000 and April 2023. The top three finance journals are the *Journal of Finance* (JF), *Journal of Financial Economics* (JFE), and *Review of Financial Studies* (RFS). Editor announcements, presidential addresses, comments, book reviews are removed from the sample. There are in total 6334 academic papers. A paper is categorized as being forensic finance if it uses forensic words at least 20 times or at least 10 times with at least one usage in the title or abstract. The percentage are calculated using the 5-year rolling window among all papers, among JF papers, among JFE papers, and among RFS papers.

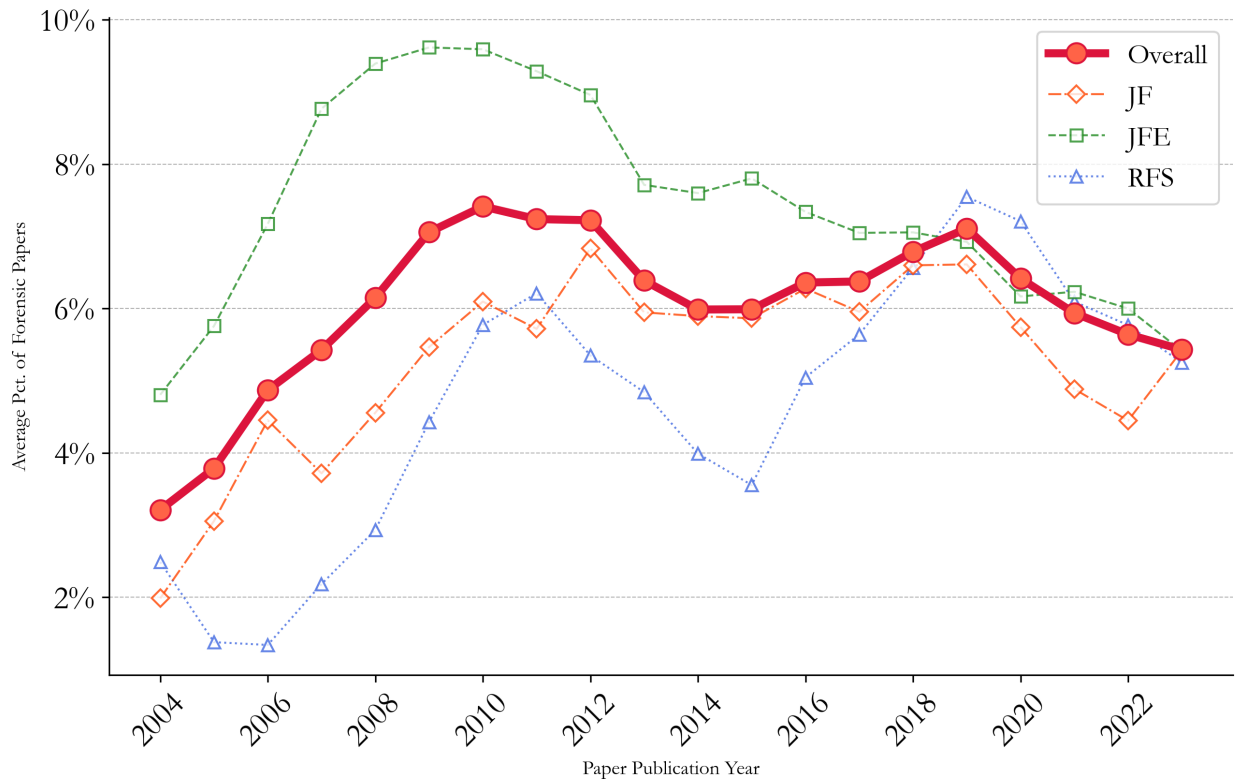
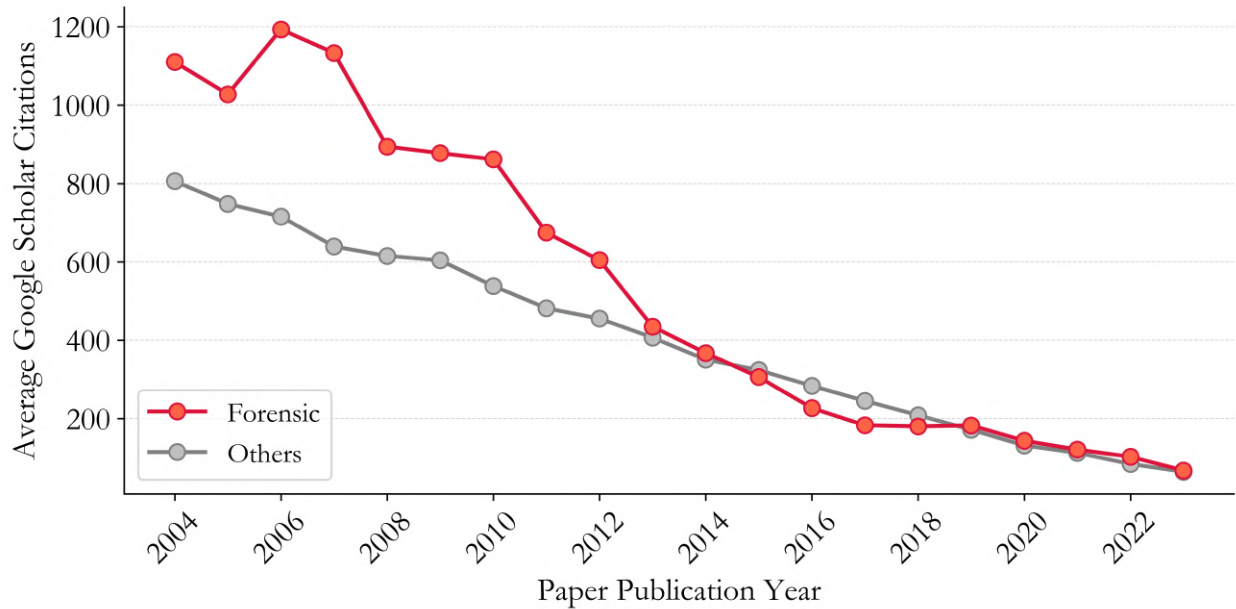


Figure IA.5: Google Scholar Citations and SSRN Downloads (Threshold of 40)

This figure shows the comparison of Google Scholar citations and SSRN downloads between forensic finance and other papers. A paper is categorized as being forensic finance if it uses forensic words at least 40 times or at least 20 times with at least one usage in the title or abstract. In Panel A, it shows the 5-year rolling average Google Scholar citations of forensic finance (other) papers. The full sample is used, which includes 6334 published and forthcoming papers in the top three finance journals between 2000 and April 2023. In Panel B, it shows the 5-year rolling average SSRN downloads of forensic finance (other) papers. The sample includes 5423 papers (87% of papers in the full sample) which have posted a working paper version on SSRN. In both panels, red represents forensic finance papers and grey represents all other papers in the sample. Both Google Scholar citations and SSRN downloads are collected in 2023.

Panel A: Google Scholar Citation



Panel B: SSRN Downloads

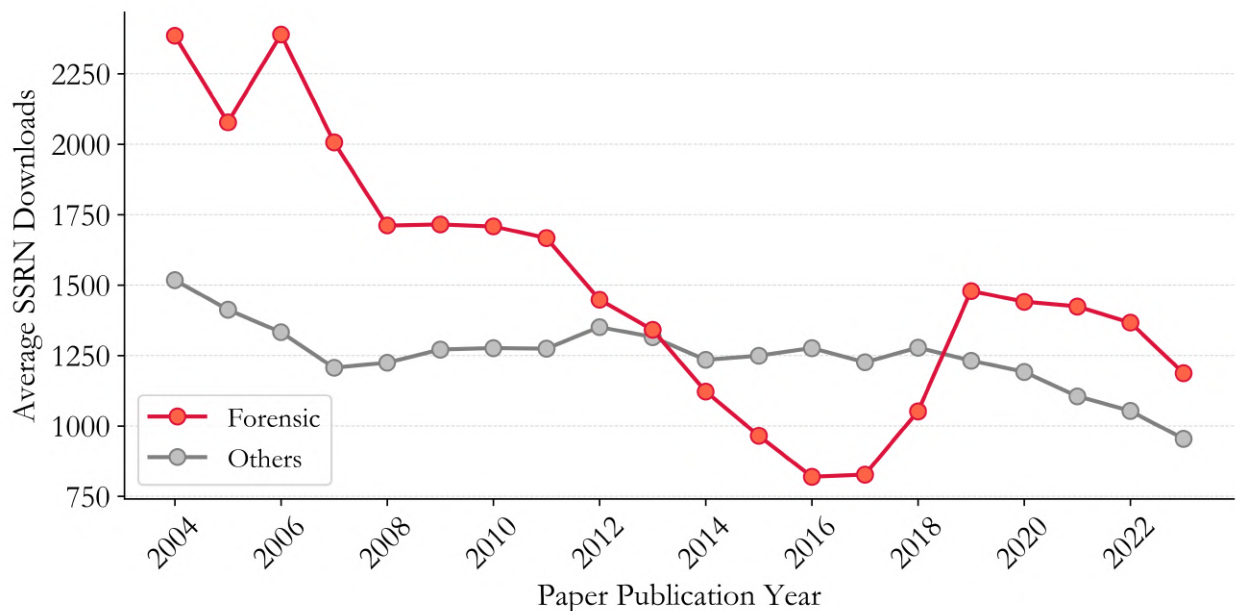
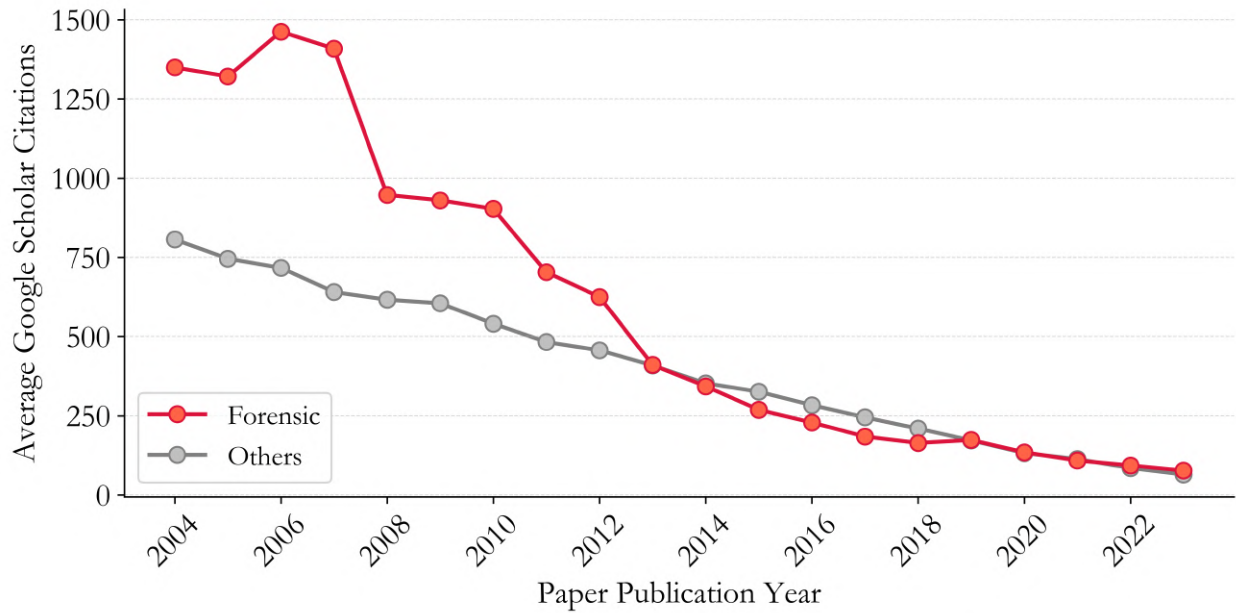


Figure IA.6: Google Scholar Citations and SSRN Downloads (Threshold of 60)

This figure shows the comparison of Google Scholar citations and SSRN downloads between forensic finance and other papers. A paper is categorized as being forensic finance if it uses forensic words at least 60 times or at least 30 times with at least one usage in the title or abstract. In Panel A, it shows the 5-year rolling average Google Scholar citations of forensic finance (other) papers. The full sample is used, which includes 6334 published and forthcoming papers in the top three finance journals between 2000 and April 2023. In Panel B, it shows the 5-year rolling average SSRN downloads of forensic finance (other) papers. The sample includes 5423 papers (87% of papers in the full sample) which have posted a working paper version on SSRN. In both panels, red represents forensic finance papers and grey represents all other papers in the sample. Both Google Scholar citations and SSRN downloads are collected in 2023.

Panel A: Google Scholar Citation



Panel B: SSRN Downloads

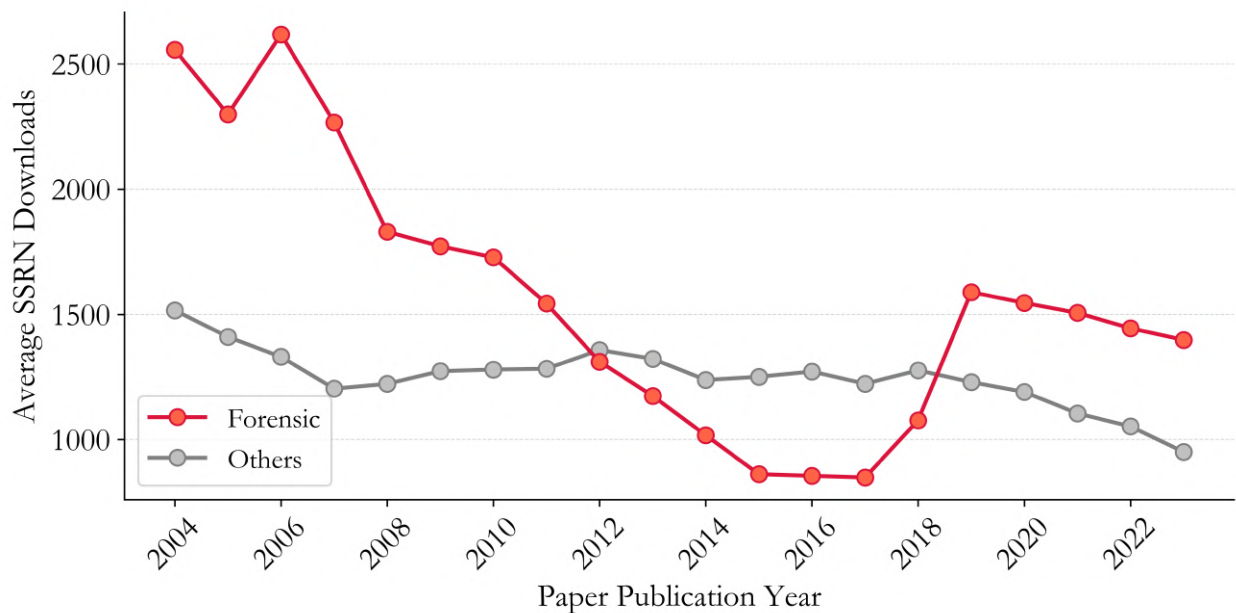
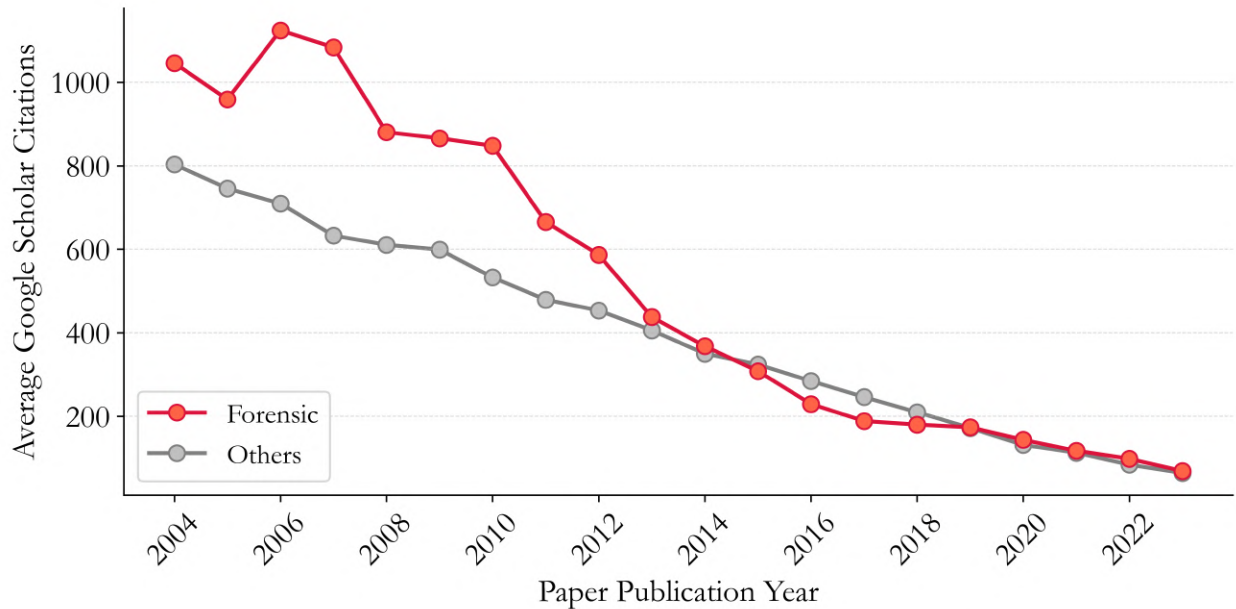


Figure IA.7: Google Scholar Citations and SSRN Downloads

(Use threshold of 20 & drop “conflict of interest” from the list of forensic words)

This figure shows the comparison of Google Scholar citations and SSRN downloads between forensic finance and other papers. A paper is categorized as being forensic finance if it uses forensic words at least 20 times or at least 10 times with at least one usage in the title or abstract. In Panel A, it shows the 5-year rolling average Google Scholar citations of forensic finance (other) papers. The full sample is used, which includes 6334 published and forthcoming papers in the top three finance journals between 2000 and April 2023. In Panel B, it shows the 5-year rolling average SSRN downloads of forensic finance (other) papers. The sample includes 5423 papers (87% of papers in the full sample) which have posted a working paper version on SSRN. In both panels, red represents forensic finance papers and grey represents all other papers in the sample. Both Google Scholar citations and SSRN downloads are collected in 2023.

Panel A: Google Scholar Citation



Panel B: SSRN Downloads

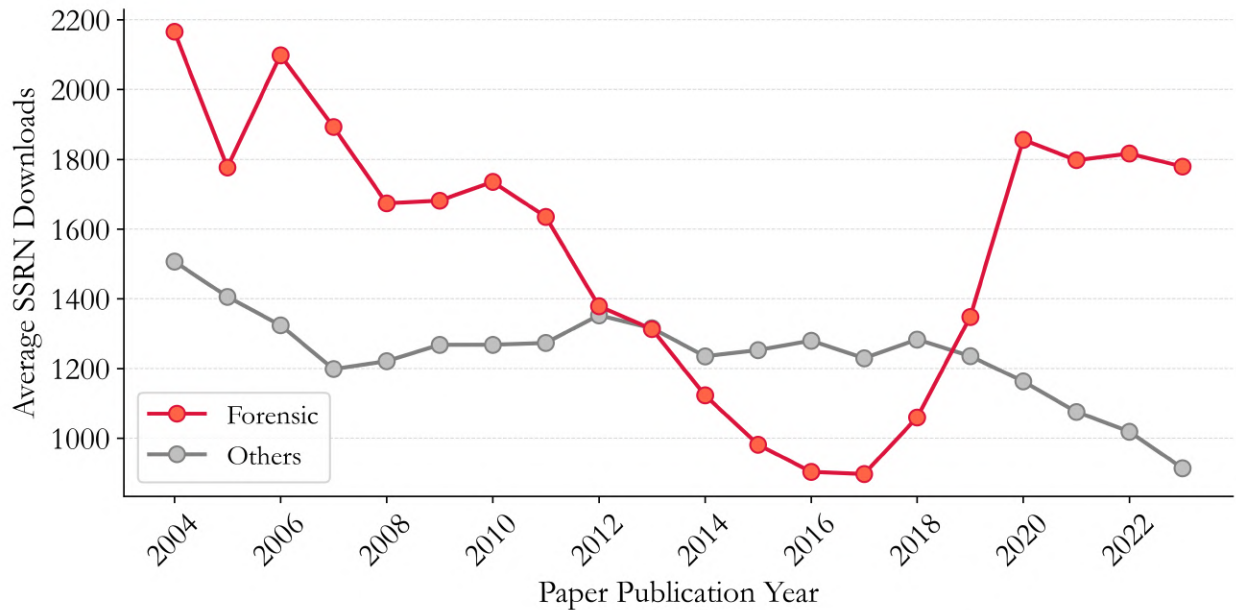


Figure IA.8: SEC Citations and Press Mentions (Threshold of 40)

This figure shows the comparison of SEC citations and press mentions between forensic finance and other papers. A paper is categorized as being forensic finance if it uses forensic words at least 40 times or at least 20 times with at least one usage in the title or abstract. The circles (squares) show the average SEC citations (press mentions) of papers published between year $t - 4$ and t , i.e. 5-year rolling averages. The data points lie on $t = \text{Prior Years}$ on the left represent the average citations of papers published between 2000 and 2015. Red represents forensic finance papers, while grey represents all other papers in the sample. The SEC citations are collected from both proposed and final SEC rules released between 2007 and April 2023. Press citations are obtained from Altmetric and include news articles from various media outlets. Both SEC and press mentions are collected in 2023.

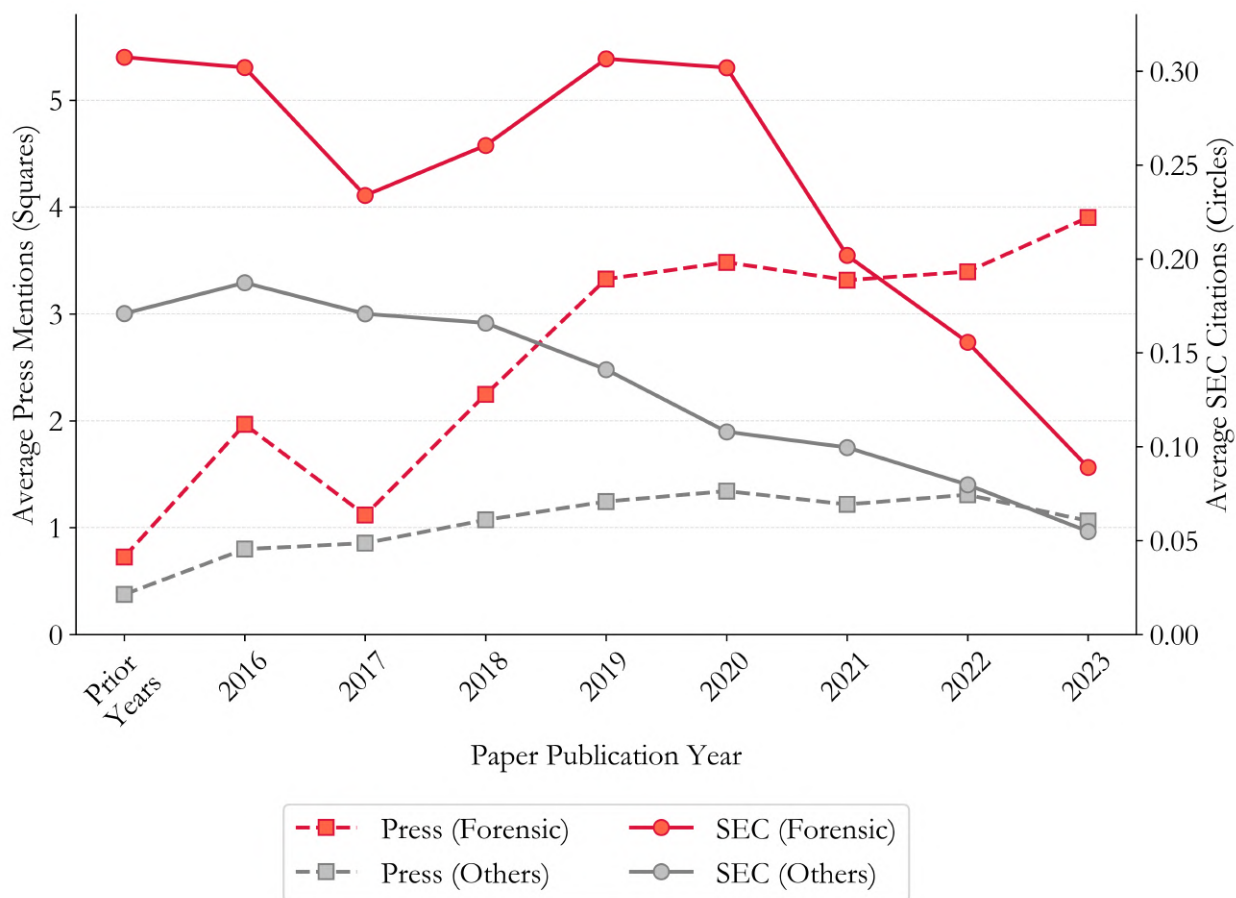


Figure IA.9: SEC Citations and Press Mentions (Threshold of 60)

This figure shows the comparison of SEC citations and press mentions between forensic finance and other papers. A paper is categorized as being forensic finance if it uses forensic words at least 60 times or at least 30 times with at least one usage in the title or abstract. The circles (squares) show the average SEC citations (press mentions) of papers published between year $t - 4$ and t , i.e. 5-year rolling averages. The data points lie on $t = \text{Prior Years}$ on the left represent the average citations of papers published between 2000 and 2015. Red represents forensic finance papers, while grey represents all other papers in the sample. The SEC citations are collected from both proposed and final SEC rules released between 2007 and April 2023. Press citations are obtained from Altmetric and include news articles from various media outlets. Both SEC and press mentions are collected in 2023.

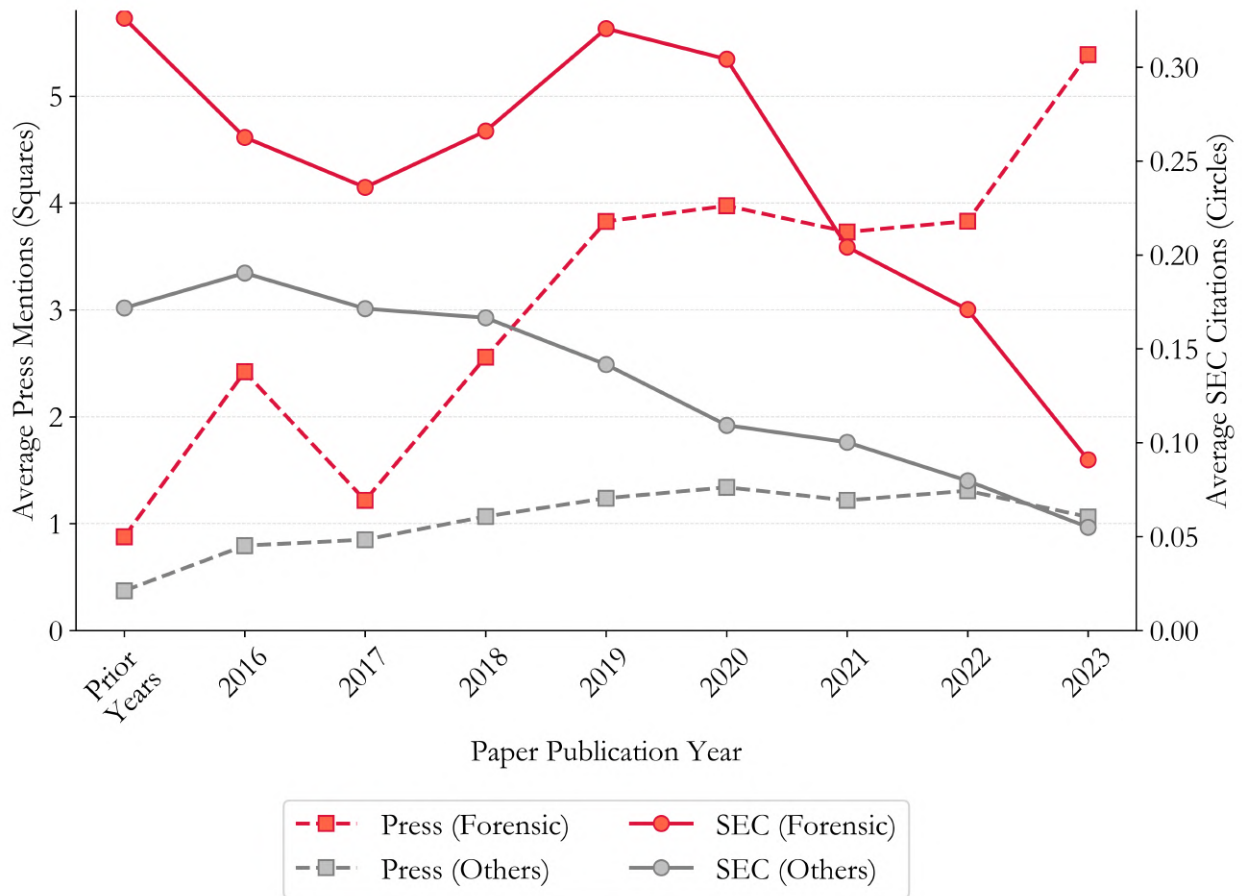


Figure IA.10: SEC Citations and Press Mentions

(Use threshold of 20 & drop “conflict of interest” from the list of forensic words)

This figure shows the comparison of SEC citations and press mentions between forensic finance and other papers. A paper is categorized as being forensic finance if it uses forensic words at least 20 times or at least 10 times with at least one usage in the title or abstract. The circles (squares) show the average SEC citations (press mentions) of papers published between year $t - 4$ and t , i.e. 5-year rolling averages. The data points lie on $t = \textit{Prior Years}$ on the left represent the average citations of papers published between 2000 and 2015. Red represents forensic finance papers, while grey represents all other papers in the sample. The SEC citations are collected from both proposed and final SEC rules released between 2007 and April 2023. Press citations are obtained from Altmetric and include news articles from various media outlets. Both SEC and press mentions are collected in 2023.

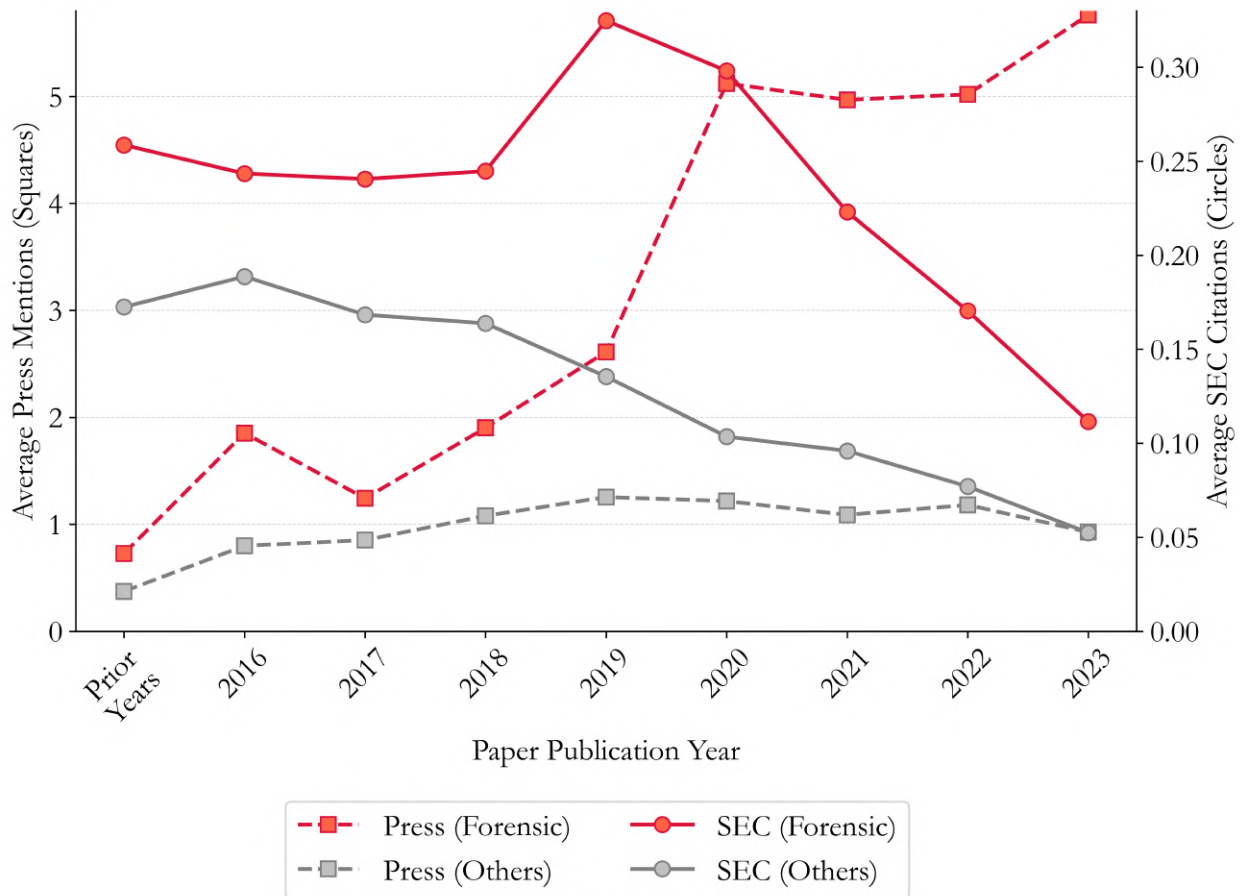


Table IA.1: List of Forensic Words

This table presents the full list of forensic words. Note that all variations of each term are taken into account in the process of counting the total number of forensic words in the paper. The list comprises not only general synonyms of fraud, corruption, and misreporting, but also specific forensic finance terms including insider trading, earnings management, and political connection. To minimize false positives, any term that frequently appeared in non-forensic contexts, wasn't regularly used in academic writing, or had over 30% of flagged papers deemed irrelevant, was excluded. Each term was manually scrutinized for its application in papers to ensure its relevance to forensic finance.

Accusation	Embezzlement	Misconduct
Alleged	Evade	Misdeed
Arrest	Extortion	Mislead
Back-Dating	Felon	Misreporting
Bribery	Forgery	Misrepresent
Cartel	Fraud	Misstate
Charlatan	Graft	Misuse
Cheat	Illegal	Nepotism
Chicanery	Illegitimate	Pirated
Collusion	Illicit	Politically Connected
Conflict of Interest	Improper	Prosecution
Conspiracy	Impunity	Revolving Door
Corruption	Incriminate	Scam
Counterfeit	Indictment	Self-Dealing
Crackdown	Insider Trading	Smuggle
Criminal	Kickback	Subversion
Criminology	Laundering	Swindler
Cronyism	Lawsuit	Theft
Deception	Liar	Trafficking
Defraud	Malfeasance	Tunneling
Dishonest	Malpractice	Underreporting
Dubious	Manipulation	Unethical
Earning Management	Misappropriation	Wrongdoing

Table IA.2: Summary Statistics

This table shows the summary statistics of various measures of the impact of forensic finance papers. When the threshold is set to 20 (40, 60), a paper is categorized as being forensic finance if it uses forensic words at least 20 (40, 60) times or at least 10 (20, 30) times with at least one usage in the title or abstract. All four measures of impact are collected in 2023. Press citations are obtained from Altmetric and include posts from various news outlets. SEC citations are collected from SEC proposed rules and SEC final rules released between 2007 and 2022.

	Count	Mean	STD	Min	Quartiles			Max
					1st	2nd	3rd	
Google Scholar Citations								
<i>Using threshold of 20</i>								
Forensic	426	408.261	696.234	0	53.0	158.5	419.00	6700
Others	5908	355.442	657.403	0	52.0	151.0	399.00	12109
<i>Using threshold of 40</i>								
Forensic	287	440.321	768.361	0	50.0	168.0	430.00	6700
Others	6047	355.135	654.404	0	52.0	151.0	399.00	12109
<i>Using threshold of 60</i>								
Forensic	231	445.589	770.554	3	50.0	170.0	469.00	6700
Others	6103	355.717	655.466	0	52.0	151.0	398.50	12109
SSRN Downloads								
<i>Using threshold of 20</i>								
Forensic	355	1411.363	3041.492	7	439.5	834.0	1443.50	49480
Others	4787	1196.986	2291.675	1	347.0	675.0	1299.50	73180
<i>Using threshold of 40</i>								
Forensic	237	1326.173	1826.700	7	427.0	835.0	1453.00	14673
Others	4905	1206.259	2373.822	1	351.0	678.0	1301.00	73180
<i>Using threshold of 60</i>								
Forensic	192	1349.255	1834.489	7	436.5	902.0	1510.25	14673
Others	4950	1206.454	2369.162	1	352.0	677.0	1301.00	73180
Press Mentions (after 2015)								
<i>Using threshold of 20</i>								
Forensic	198	3.338	18.568	0	0.0	0.0	1.00	236
Others	2618	1.112	7.862	0	0.0	0.0	0.00	223
<i>Using threshold of 40</i>								
Forensic	131	2.878	10.033	0	0.0	0.0	1.00	73
Others	2685	1.190	8.994	0	0.0	0.0	0.00	236
<i>Using threshold of 60</i>								
Forensic	109	3.294	10.919	0	0.0	0.0	1.00	73
Others	2707	1.187	8.960	0	0.0	0.0	0.00	236
SEC Citations								
<i>Using threshold of 20</i>								
Forensic	426	0.258	0.719	0	0.0	0.0	0.00	5
Others	5908	0.138	0.607	0	0.0	0.0	0.00	11
<i>Using threshold of 40</i>								
Forensic	287	0.279	0.757	0	0.0	0.0	0.00	5
Others	6047	0.139	0.608	0	0.0	0.0	0.00	11
<i>Using threshold of 60</i>								
Forensic	231	0.286	0.738	0	0.0	0.0	0.00	5
Others	6103	0.140	0.610	0	0.0	0.0	0.00	11

Table IA.3: Citation Regressions (Forensic Words)

This table examines the relationship between the number of forensic words and four main measures of impact. We estimate the OLS regression of the form:

$$Citation_i = \alpha + \beta ForensicWords_i + FEs + \epsilon_i,$$

where $ForensicWords_i$ is the number of forensic words paper i uses. Fixed effects are indicated at bottom of each column. As for JEL fixed effects, we assign each paper a unique JEL indicator (non-G, G1, G2, G3, or other-G) based on the paper's most common 1-digit and 2-digit JEL codes. The full sample includes 6334 published and forthcoming papers in the top three finance journals between 2000 and April 2023. There are 5142 (81%) papers for which we found a working paper version on SSRN. For the *Journal of Financial Economics* and recent papers in the *Review of Financial Studies*, we collect JEL codes from papers' published versions. For the *Journal of Finance* and earlier papers in the *Review of Financial Studies*, we collect JEL codes from working paper versions of published papers, which are available for 69% of papers. All four measures of impact are collected in 2023. Press citations are obtained from Altmetric and include posts from various news outlets. SEC citations are collected from SEC proposed rules and SEC final rules released between 2007 and 2022. All dependent variables are winsorized at 95% percentile. Standard errors are clustered by year and reported in parentheses.

	Google Scholar		SSRN		Press		SEC	
	(1)	(2)	(3)	(4)	(5)	(6)	(7)	(8)
Forensic Words	0.413** (0.174)	0.368** (0.166)	1.390*** (0.432)	1.624*** (0.442)	0.004*** (0.001)	0.004*** (0.001)	0.001*** (0.000)	0.001*** (0.000)
JEL FE		✓		✓		✓		✓
Journal FE	✓	✓	✓	✓	✓	✓	✓	✓
Year FE	✓	✓	✓	✓	✓	✓	✓	✓
Observations	6,334	5,423	5,142	4,768	2,816	2,642	6,334	5,423
R^2	0.311	0.340	0.036	0.067	0.028	0.030	0.024	0.031
Dep. Var. Mean	299.134	286.841	1001.224	1014.602	0.454	0.455	0.079	0.083

Clustered (Year) standard errors in parentheses

*** p<0.01, ** p<0.05, * p<0.1

Table IA.4: Citation Regressions (Clustered by Year, Winsorized at 99%)

This table examines the difference in four main measures of impact between forensic finance and other papers. We estimate the OLS regression of the form:

$$Citation_i = \alpha + \beta Forensic_i + FEs + \epsilon_i,$$

where $Forensic_i$ is a dummy variable equals to 1 if paper i is flagged as a forensic finance paper. A paper is categorized as being forensic finance if it uses forensic words at least 20 times or at least 10 times with at least one usage in the title or abstract. Fixed effects are indicated at bottom of each column. As for JEL fixed effects, we assign each paper a unique JEL indicator (non-G, G1, G2, G3, or other-G) based on the paper's most common 1-digit and 2-digit JEL codes. The full sample includes 6334 published and forthcoming papers in the top three finance journals between 2000 and April 2023. There are 5142 (81%) papers for which we found a working paper version on SSRN. For the *Journal of Financial Economics* and recent papers in the *Review of Financial Studies*, we collect JEL codes from papers' published versions. For the *Journal of Finance* and earlier papers in the *Review of Financial Studies*, we collect JEL codes from working paper versions of published papers, which are available for 69% of papers. All four measures of impact are collected in 2023. Press citations are obtained from Altmetric and include posts from various news outlets. SEC citations are collected from SEC proposed rules and SEC final rules released between 2007 and 2022. All dependent variables are winsorized at 99% percentile. Standard errors are clustered by year and reported in parentheses.

	Google Scholar		SSRN		Press		SEC	
	(1)	(2)	(3)	(4)	(5)	(6)	(7)	(8)
Forensic	70.398 (41.478)	64.351 (41.760)	161.947* (93.120)	220.115** (95.356)	0.840* (0.371)	0.867* (0.380)	0.112*** (0.030)	0.110*** (0.033)
JEL FE		✓		✓		✓		✓
Journal FE	✓	✓	✓	✓	✓	✓	✓	✓
Year FE	✓	✓	✓	✓	✓	✓	✓	✓
Observations	6,334	5,423	5,142	4,768	2,816	2,642	6,334	5,423
R ²	0.237	0.260	0.023	0.044	0.013	0.016	0.020	0.028
Dep. Var. Mean	341.047	327.518	1125.975	1140.646	0.799	0.816	0.131	0.136

Clustered (Year) standard errors in parentheses

*** p<0.01, ** p<0.05, * p<0.1

Table IA.5: Citation Regressions (Clustered by Year, Not Winsorized)

This table examines the difference in four main measures of impact between forensic finance and other papers. We estimate the OLS regression of the form:

$$Citation_i = \alpha + \beta Forensic_i + FEs + \epsilon_i,$$

where $Forensic_i$ is a dummy variable equals to 1 if paper i is flagged as a forensic finance paper. A paper is categorized as being forensic finance if it uses forensic words at least 20 times or at least 10 times with at least one usage in the title or abstract. Fixed effects are indicated at bottom of each column. As for JEL fixed effects, we assign each paper a unique JEL indicator (non-G, G1, G2, G3, or other-G) based on the paper's most common 1-digit and 2-digit JEL codes. The full sample includes 6334 published and forthcoming papers in the top three finance journals between 2000 and April 2023. There are 5142 (81%) papers for which we found a working paper version on SSRN. For the *Journal of Financial Economics* and recent papers in the *Review of Financial Studies*, we collect JEL codes from papers' published versions. For the *Journal of Finance* and earlier papers in the *Review of Financial Studies*, we collect JEL codes from working paper versions of published papers, which are available for 69% of papers. All four measures of impact are collected in 2023. Press citations are obtained from Altmetric and include posts from various news outlets. SEC citations are collected from SEC proposed rules and SEC final rules released between 2007 and 2022. Standard errors are clustered by year and reported in parentheses.

	Google Scholar		SSRN		Press		SEC	
	(1)	(2)	(3)	(4)	(5)	(6)	(7)	(8)
Forensic	68.429 (46.044)	62.144 (47.634)	210.990 (159.034)	275.602* (153.219)	2.226 (1.458)	2.248 (1.466)	0.113*** (0.033)	0.113*** (0.037)
JEL FE		✓		✓		✓		✓
Journal FE	✓	✓	✓	✓	✓	✓	✓	✓
Year FE	✓	✓	✓	✓	✓	✓	✓	✓
Observations	6,334	5,423	5,142	4,768	2,816	2,642	6,334	5,423
R^2	0.172	0.187	0.012	0.021	0.008	0.012	0.016	0.023
Dep. Var. Mean	358.995	346.159	1211.786	1232.633	1.268	1.317	0.146	0.149

Clustered (Year) standard errors in parentheses

*** $p < 0.01$, ** $p < 0.05$, * $p < 0.1$

Table IA.6: Citation Regressions (No Clustering, Winsorized at 95%)

This table examines the difference in four main measures of impact between forensic finance and other papers. We estimate the OLS regression of the form:

$$Citation_i = \alpha + \beta Forensic_i + FEs + \epsilon_i,$$

where $Forensic_i$ is a dummy variable equals to 1 if paper i is flagged as a forensic finance paper. A paper is categorized as being forensic finance if it uses forensic words at least 20 times or at least 10 times with at least one usage in the title or abstract. Fixed effects are indicated at bottom of each column. As for JEL fixed effects, we assign each paper a unique JEL indicator (non-G, G1, G2, G3, or other-G) based on the paper's most common 1-digit and 2-digit JEL codes. The full sample includes 6334 published and forthcoming papers in the top three finance journals between 2000 and April 2023. There are 5142 (81%) papers for which we found a working paper version on SSRN. For the *Journal of Financial Economics* and recent papers in the *Review of Financial Studies*, we collect JEL codes from papers' published versions. For the *Journal of Finance* and earlier papers in the *Review of Financial Studies*, we collect JEL codes from working paper versions of published papers, which are available for 69% of papers. All four measures of impact are collected in 2023. Press citations are obtained from Altmetric and include posts from various news outlets. SEC citations are collected from SEC proposed rules and SEC final rules released between 2007 and 2022. All dependent variables are winsorized at 95% percentile. Standard errors are reported in parentheses.

	Google Scholar		SSRN		Press		SEC	
	(1)	(2)	(3)	(4)	(5)	(6)	(7)	(8)
Forensic	38.926*** (15.031)	37.454** (15.258)	125.916** (50.308)	163.412*** (50.741)	0.303*** (0.079)	0.315*** (0.082)	0.069*** (0.013)	0.069*** (0.014)
JEL FE		✓		✓		✓		✓
Journal FE	✓	✓	✓	✓	✓	✓	✓	✓
Year FE	✓	✓	✓	✓	✓	✓	✓	✓
Observations	6,334	5,423	5,142	4,768	2,816	2,642	6,334	5,423
R ²	0.310	0.340	0.035	0.066	0.017	0.019	0.021	0.029
Dep. Var. Mean	299.134	286.841	1001.224	1014.602	0.454	0.455	0.079	0.083

Standard errors in parentheses

*** p<0.01, ** p<0.05, * p<0.1

Table IA.7: Citation Regressions (Clustered by Year, Winsorized at 95%, Threshold=40)

This table examines the difference in four main measures of impact between forensic finance and other papers. We estimate the OLS regression of the form:

$$Citation_i = \alpha + \beta Forensic_i + FEs + \epsilon_i,$$

where $Forensic_i$ is a dummy variable equals to 1 if paper i is flagged as a forensic finance paper. A paper is categorized as being forensic finance if it uses forensic words at least 40 times or at least 20 times with at least one usage in the title or abstract. Fixed effects are indicated at bottom of each column. As for JEL fixed effects, we assign each paper a unique JEL indicator (non-G, G1, G2, G3, or other-G) based on the paper's most common 1-digit and 2-digit JEL codes. The full sample includes 6334 published and forthcoming papers in the top three finance journals between 2000 and April 2023. There are 5142 (81%) papers for which we found a working paper version on SSRN. For the *Journal of Financial Economics* and recent papers in the *Review of Financial Studies*, we collect JEL codes from papers' published versions. For the *Journal of Finance* and earlier papers in the *Review of Financial Studies*, we collect JEL codes from working paper versions of published papers, which are available for 69% of papers. All four measures of impact are collected in 2023. Press citations are obtained from Altmetric and include posts from various news outlets. SEC citations are collected from SEC proposed rules and SEC final rules released between 2007 and 2022. All dependent variables are winsorized at 95% percentile. Standard errors are clustered by year and reported in parentheses.

	Google Scholar		SSRN		Press		SEC	
	(1)	(2)	(3)	(4)	(5)	(6)	(7)	(8)
Forensic	47.028* (26.327)	44.106 (27.475)	119.191* (67.187)	153.901** (70.696)	0.399** (0.142)	0.407** (0.153)	0.076*** (0.020)	0.082*** (0.023)
JEL FE		✓		✓		✓		✓
Journal FE	✓	✓	✓	✓	✓	✓	✓	✓
Year FE	✓	✓	✓	✓	✓	✓	✓	✓
Observations	6,334	5,423	5,142	4,768	2,816	2,642	6,334	5,423
R ²	0.310	0.340	0.034	0.065	0.017	0.020	0.020	0.029
Dep. Var. Mean	299.134	286.841	1001.224	1014.602	0.454	0.455	0.079	0.083

Clustered (Year) standard errors in parentheses

*** p<0.01, ** p<0.05, * p<0.1

Table IA.8: Citation Regressions (Clustered by Year, Winsorized at 95%, Threshold=60)

This table examines the difference in four main measures of impact between forensic finance and other papers. We estimate the OLS regression of the form:

$$Citation_i = \alpha + \beta Forensic_i + FEs + \epsilon_i,$$

where $Forensic_i$ is a dummy variable equals to 1 if paper i is flagged as a forensic finance paper. A paper is categorized as being forensic finance if it uses forensic words at least 60 times or at least 30 times with at least one usage in the title or abstract. Fixed effects are indicated at bottom of each column. As for JEL fixed effects, we assign each paper a unique JEL indicator (non-G, G1, G2, G3, or other-G) based on the paper's most common 1-digit and 2-digit JEL codes. The full sample includes 6334 published and forthcoming papers in the top three finance journals between 2000 and April 2023. There are 5142 (81%) papers for which we found a working paper version on SSRN. For the *Journal of Financial Economics* and recent papers in the *Review of Financial Studies*, we collect JEL codes from papers' published versions. For the *Journal of Finance* and earlier papers in the *Review of Financial Studies*, we collect JEL codes from working paper versions of published papers, which are available for 69% of papers. All four measures of impact are collected in 2023. Press citations are obtained from Altmetric and include posts from various news outlets. SEC citations are collected from SEC proposed rules and SEC final rules released between 2007 and 2022. All dependent variables are winsorized at 95% percentile. Standard errors are clustered by year and reported in parentheses.

	Google Scholar		SSRN		Press		SEC	
	(1)	(2)	(3)	(4)	(5)	(6)	(7)	(8)
Forensic	54.160*	52.804	132.025*	167.722*	0.448**	0.452**	0.083***	0.088***
	(29.440)	(34.004)	(76.930)	(83.277)	(0.177)	(0.188)	(0.022)	(0.025)
JEL FE		✓		✓		✓		✓
Journal FE	✓	✓	✓	✓	✓	✓	✓	✓
Year FE	✓	✓	✓	✓	✓	✓	✓	✓
Observations	6,334	5,423	5,142	4,768	2,816	2,642	6,334	5,423
R ²	0.311	0.340	0.034	0.065	0.018	0.020	0.020	0.028
Dep. Var. Mean	299.134	286.841	1001.224	1014.602	0.454	0.455	0.079	0.083

Clustered (Year) standard errors in parentheses

*** p<0.01, ** p<0.05, * p<0.1

Table IA.9: Citation Regressions
(Clustered by Year, Winsorized at 95%, Use threshold of 20,
Drop “conflict of interest” from the list of forensic words)

This table examines the difference in four main measures of impact between forensic finance and other papers. We estimate the OLS regression of the form:

$$Citation_i = \alpha + \beta Forensic_i + FEs + \epsilon_i,$$

where $Forensic_i$ is a dummy variable equals to 1 if paper i is flagged as a forensic finance paper. A paper is categorized as being forensic finance if it uses forensic words at least 20 times or at least 10 times with at least one usage in the title or abstract. Fixed effects are indicated at bottom of each column. As for JEL fixed effects, we assign each paper a unique JEL indicator (non-G, G1, G2, G3, or other-G) based on the paper’s most common 1-digit and 2-digit JEL codes. The full sample includes 6334 published and forthcoming papers in the top three finance journals between 2000 and April 2023. There are 5142 (81%) papers for which we found a working paper version on SSRN. For the *Journal of Financial Economics* and recent papers in the *Review of Financial Studies*, we collect JEL codes from papers’ published versions. For the *Journal of Finance* and earlier papers in the *Review of Financial Studies*, we collect JEL codes from working paper versions of published papers, which are available for 69% of papers. All four measures of impact are collected in 2023. Press citations are obtained from Altmetric and include posts from various news outlets. SEC citations are collected from SEC proposed rules and SEC final rules released between 2007 and 2022. All dependent variables are winsorized at 95% percentile. Standard errors are clustered by year and reported in parentheses.

	Google Scholar		SSRN		Press		SEC	
	(1)	(2)	(3)	(4)	(5)	(6)	(7)	(8)
Forensic	54.342* (27.393)	53.175* (26.739)	161.496** (63.916)	196.385*** (64.914)	0.362** (0.114)	0.375** (0.123)	0.064*** (0.019)	0.069*** (0.022)
JEL FE		✓		✓		✓		✓
Journal FE	✓	✓	✓	✓	✓	✓	✓	✓
Year FE	✓	✓	✓	✓	✓	✓	✓	✓
Observations	6,334	5,423	5,142	4,768	2,816	2,642	6,334	5,423
R^2	0.311	0.340	0.035	0.067	0.018	0.020	0.020	0.028
Dep. Var. Mean	299.134	286.841	1001.224	1014.602	0.454	0.455	0.079	0.083

Clustered (Year) standard errors in parentheses

*** p<0.01, ** p<0.05, * p<0.1

Table IA.10: Highly SEC Cited Forensic Finance Papers

This table presents the top 5 forensic finance papers which have the highest SEC citations in each 5-year window. Top forensic word is the forensic word used the most in the paper. The full sample is used, which includes 6334 published and forthcoming papers in the top three finance journals between 2000 and April 2023. SEC citations are collected from SEC proposed rules and SEC final rules released between 2007 and 2022. Press data are obtained from Altmetric and include news articles from various media outlets. All four measures of impact are collected in 2023.

Title	Authors	N Forensic Word	Top Forensic Word (Frequency)	Google Scholar	SSRN	Press	SEC (Max=5)
2020 - 2023							
IQ From IP: Simplifying Search in Portfolio... Trading Out of Sight: An Analysis of...	Chen et al.	104	Insider Trading (104)	106	1146	0	
	Eisele et al.	28	Back-Dating (12)	30	643	0	
2015 - 2019							
Is Fraud Contagious? Coworker Influence... Asset Quality Misrepresentation by... Corporate Scandals and Household Stock... Who Facilitated Misreporting in Securitized... The Invisible Hand of Short Selling: Does...	Dimmock, Gerken, and Graham	317	Misconduct (273)	176	937	10	
	Piskorski, Seru, and Witkin	444	Misrepresent (222)	315	3333	5	
	Giannetti and Wang	359	Fraud (311)	301	1065	0	
	Griffin and Maturana	358	Misreporting (277)	204	1294	4	
	Massa, Zhang, and Zhang	150	Earning Mngmt. (128)	299	1398	4	
2010 - 2014							
Who Blows the Whistle on Corporate Fraud? The Credit Ratings Game The Effect of SOX Section 404: Costs,... Lucky CEOs and Lucky Directors Why Don't U.S. Issuers Demand European...	Dyck, Morse, and Zingales	222	Fraud (182)	1947	3950	9	
	Bolton, Freixas, and Shapiro	21	Conf. of Int. (17)	1016	1453	1	
	Iliev	39	Manipulation (16)	565	4257	0	
	Bebchuk, Grinstein, and Peyer	59	Back-Dating (43)	405	2376	0	
	Abrahamson, Jenkinson, and Jones	20	Lawsuit (10)	139	520	1	
2005 - 2009							
Trusting the Stock Market The Economics of Conflicts of Interest in... Insider Trading Restrictions and Analysts'... Insider Trading Laws and Stock Price... The Effectiveness of Reputation as...	Guiso, Sapienza, and Zingales	48	Cheat (40)	2399	1846	0	
	Mehran and Stulz	130	Conf. of Int. (127)	407	-	0	
	Bushman, Piotroski, and Smith	171	Insider Trading (163)	337	951	0	
	Fernandes and Ferreira	139	Insider Trading (138)	541	1098	0	
	Fang and Yasuda	69	Conf. of Int. (65)	286	783	0	
2000 - 2004							
The Impact of Illegal Insider Trading in... When an Event Is Not an Event: The Curious... Corporate Policies Restricting Trading by... Litigation Risk and IPO Underpricing Dividends, Share Repurchases, and the...	Fishe and Robe	80	Insider Trading (73)	135	-	0	
	Bhattacharya et al.	30	Insider Trading (26)	517	3278	0	
	Bettis, Coles, and Lemmon	102	Insider Trading (98)	598	-	0	
	Lowry and Shu	94	Lawsuit (91)	663	135	0	
	Grullon and Michaela	25	Manipulation (14)	1986	4601	0	

Journal JF JFE RFS

Table IA.11: Flagged Forensic Finance Papers

This table presents the full list of flagged forensic finance papers. A paper is categorized as being forensic finance if it uses forensic words at least 20 times or at least 10 times with at least one usage in the title or abstract. There are in total 426 flagged among 6334 published and forthcoming papers in the top three finance journals between 2000 and April 2023. The papers are ranked by the overall number of forensic words. The journal is indicated by the background color.

Title	Authors	Year	N Forensic Words	
			Title & Abstract	Overall
Sex, Drugs, and Bitcoin: How Much Illegal...	Foley, Karlsen, and Putniņš	2019	5	560
Corruption Culture and Corporate Misconduct	Liu	2016	10	451
Asset Quality Misrepresentation by Financial...	Piskorski, Seru, and Witkin	2015	6	444
Predicting Fraud by Investment Managers	Dimmock and Gerken	2012	9	396
Financial Fraud, Director Reputation, and...	Fich and Shivdasani	2007	10	388
Booms, Busts, and Fraud	Povel, Singh, and Winton	2007	8	371
Corporate Scandals and Household Stock Market...	Giannetti and Wang	2016	5	359
Who Facilitated Misreporting in Securitized Loans?	Griffin and Maturana	2016	7	358
Option Backdating and Board Interlocks	Bizjak, Lemmon, and Whitby	2009	5	355
Corporate Fraud and Business Conditions: Evidence..	Wang, Winton, and Yu	2010	5	328
Competition and Misconduct	Thanassoulis	2023	5	326
CEO Connectedness and Corporate Fraud	Khanna, Kim, and Lu	2015	7	319
Is Fraud Contagious? Coworker Influence on...	Dimmock, Gerken, and Graharr	2018	7	317
Corruption in Bank Lending to Firms:...	Barth et al.	2009	6	299
Media Ownership, Concentration and Corruption in..	Houston, Lin, and Ma	2011	8	296
Real Estate Shocks and Financial Advisor...	Dimmock, Gerken, and Alfen	2021	5	296
Bribes and Firm Value	Zeume	2017	5	292
Suspect CEOs, Unethical Culture, and Corporate...	Biggerstaff, Cicero, and Puckett	2015	5	284
Internal Corporate Governance, CEO Turnover, and...	Hazarika, Karpoff, and Nahata	2012	5	275
Accountability of Independent Directors: Evidence...	Brochet and Srinivasan	2014	4	270
The Relation Between Equity Incentives and...	Armstrong et al.	2013	6	263
Corruption, Political Connections, and Municipal...	Butler, Fauver, and Mortal	2009	9	263
Importing Corruption Culture From Overseas:...	Debacker, Heim, and Tran	2015	7	259
Political Connections and the Informativeness of...	Jagolinzer et al.	2020	5	256
US Political Corruption and Firm Financial...	Smith	2016	7	255
The Law and Economics of Self-Dealing	Djankov et al.	2008	3	250
Executives' "Off-the-Job" Behavior, Corporate...	Davidson, Dey, and Smith	2015	5	248
Managerial Incentives and Stock Price Manipulation	Peng and Röell	2014	4	244
Institutional Monitoring Through Shareholder...	Cheng et al.	2010	4	236
Robust Benchmark Design	Duffie and Dworczak	2021	2	227
Opportunism as a Firm and Managerial Trait:...	Ali and Hirshleifer	2017	5	226
CEO Horizon, Optimal Pay Duration, and the...	Marinovic and Varas	2019	3	225
Why Do Firms Evade Taxes? The Role of Information.	Beck, Lin, and Ma	2014	3	224
An Equilibrium Model of Incentive Contracts in...	Goldman and Slezak	2006	5	223
The Manipulation of Executive Stock Option...	Cicero	2009	5	222
Who Blows the Whistle on Corporate Fraud?	Dyck, Morse, and Zingales	2010	4	222
Short Sellers and Financial Misconduct	Karpoff and Lou	2010	7	217
The World Price of Insider Trading	Bhattacharya and Daouk	2002	6	214
Information Versus Investment	Terry, Whited, and Zakolyukina	2023	2	210
Offshore Schemes and Tax Evasion: The Role of...	Chernykh and Mityakov	2017	3	209
Earnings Management, Stock Issues, and...	Ducharme, Malatesta, and Sefci	2004	5	198
The Consequences of Managerial Indiscretions:...	Cline, Walkling, and Yore	2018	2	197
Does Reputation Limit Opportunistic Behavior in...	Atanasov, Ivanov, and Litvak	2012	2	197
Revealing Corruption: Firm and Worker Level...	Colonnelli et al.	2022	6	195
Litigation Risk, Strategic Disclosure and the...	Hanley and Hoberg	2012	3	195

Journal ■ JF ■ JFE ■ RFS

(Continued)

Table IA.11 Flagged Forensic Finance Papers (Continued)

Title	Authors	Year	N Forensic Words	
			Title & Abstract	Overall
Can Ethics Be Taught? Evidence From Securities...	Kowaleski et al.	2020	2	190
Do an Insider's Wealth and Income Matter in the...	Kallunki et al.	2018	3	188
Competition and Manipulation in Derivative...	Zhang	2022	6	185
How Does Law Affect Finance? An Examination of...	Atanasov et al.	2010	8	180
A Theory of Financial Media	Goldman et al.	2022	3	179
Deleting Misconduct: The Expungement of...	Honigsberg and Jacob	2021	6	177
Did Dubious Mortgage Origination Practices...	Griffin and Maturana	2016	5	174
Insider Trading Restrictions and Analysts'...	Bushman, Piotroski, and Smith	2005	4	171
Information Networks: Evidence From Illegal...	Ahern	2017	4	170
Can Strong Creditors Inhibit Entrepreneurial...	Ersahin, Irani, and Waldock	2021	1	169
Short Selling and Earnings Management: A...	Fang, Huang, and Karpoff	2016	4	163
Do Hedge Funds Manipulate Stock Prices?	Ben-David et al.	2013	3	159
Does Target Firm Insider Trading Signal the...	Suk and Wang	2021	2	158
The Economics of Fraudulent Accounting	Kedia and Philippon	2009	5	153
Exchange Trading Rules and Stock Market Liquidity	Cumming, Johan, and Li	2011	5	152
Reputation Penalties for Poor Monitoring of...	Ertimur, Ferri, and Maber	2012	2	151
Anticollusion Enforcement: Justice for Consumers...	Dasgupta and Žaldokas	2019	1	151
The Invisible Hand of Short Selling: Does Short...	Massa, Zhang, and Zhang	2015	4	150
Insider Trades and Demand by Institutional and...	Sias and Whidbee	2010	2	146
The Geography of Financial Misconduct	Parsons, Sulaeman, and Titman	2018	3	146
Suspicious Patterns in Hedge Fund Returns and the...	Bollen and Pool	2012	5	143
Taking the Long Way Home: U.S. Tax Evasion and...	Hanlon, Maydew, and Thornock	2015	7	142
Taxes, Theft, and Firm Performance	Mironov	2013	2	141
The Dog That Did Not Bark: Insider Trading and...	Marin and Olivier	2008	3	140
Politically Connected Private Equity and...	Faccio and Hsu	2017	5	139
Insider Trading Laws and Stock Price...	Fernandes and Ferreira	2009	3	139
Political Connections and Corporate Bailouts	Faccio, Masulis, and Mcconnell	2006	6	139
Blockchain Disruption and Smart Contracts	Cong and He	2019	1	137
Did FinTech Lenders Facilitate PPP Fraud?	Griffin, Kruger, and Mahajan	2023	2	135
Industry Structure and the Strategic Provision of...	Lehar, Song, and Yuan	2020	2	134
Breaking Down the Barriers: Competition,...	Shivdasani and Song	2011	1	134
Do Politically Connected Boards Affect Firm Value?	Goldman, Rocholl, and So	2009	4	133
Can Foreign Firms Bond Themselves Effectively by...	Siegel	2005	1	133
The Impact of Performance-Based Compensation on...	Burns and Kedia	2006	6	132
The Economics of Conflicts of Interest in...	Mehran and Stulz	2007	5	130
Why Do Corporate Managers Misstate Financial...	Efendi, Srivastava, and Swanson	2007	3	130
Cronyism and Capital Controls: Evidence From...	Johnson and Mitton	2003	2	128
The Politics of Government Investment	Duchin and Sosyura	2012	3	128
The Consequences to Managers for Financial...	Karpoff, Lee, and Martin	2008	5	127
Business Groups and Tunneling: Evidence From...	Baek, Kang, and Lee	2006	3	127
Inside Brokers	Li, Mukherjee, and Sen	2021	4	127
Unchecked Intermediaries: Price Manipulation in...	Khwaja and Mian	2005	3	122
Earnings Management and Investor Protection: An...	Leuz, Nanda, and Wysocki	2003	4	121
The Value of Offshore Secrets: Evidence From the...	O'Donovan, Wagner, and Zeume	2019	2	118
Political Influence and the Renegotiation of...	Brogaard, Denes, and Duchin	2021	1	118
Spare Tire? Stock Markets, Banking Crises, and...	Levine, Lin, and Xie	2016	0	117
Decoding Inside Information	Cohen, Malloy, and Pomorski	2012	2	115
Decentralization Through Tokenization	Sockin and Xiong	2023	0	114
Financial and Legal Constraints to Growth: Does...	Beck et al.	2005	3	114
Disguised Corruption: Evidence From Consumer...	Agarwal et al.	2020	3	112
Explaining CEO Retention in Misreporting Firms	Beneish, Marshall, and Yang	2017	3	108
Should One Hire a Corrupt CEO in a Corrupt...	Mironov	2015	6	108
Impediments to Financial Trade: Theory and...	Gârleanu, Panageas, and Yu	2020	0	106
Fraudulent Income Overstatement on Mortgage...	Mian and Sufi	2017	3	106
Insider Investment Horizon	Akbas, Jiang, and Koch	2020	1	105

Table IA.11 Flagged Forensic Finance Papers (Continued)

Title	Authors	Year	N Forensic Words	
			Title & Abstract	Overall
Market Manipulation: A Comprehensive Study of...	Jiang, Mahoney, and Mei	2005	5	105
Analyst Coverage and Earnings Management	Yu	2008	4	105
IQ From IP: Simplifying Search in Portfolio Choice	Chen et al.	2020	2	104
Portfolio Performance Manipulation and...	Goetzmann et al.	2007	3	103
Corporate Policies Restricting Trading by Insiders	Bettis, Coles, and Lemmon	2000	2	102
Trust Busting: The Effect of Fraud on Investor...	Gurun, Stoffman, and Yonker	2018	2	102
Do Investment Banks Compete in IPOs?: The Advent...	Hansen	2001	3	101
When the Local Newspaper Leaves Town: The Effects..	Heese et al.	2022	4	101
Trust and Insurance Contracts	Gennaioli et al.	2022	0	101
Politically Connected CEOs, Corporate Governance,...	Fan, Wong, and Zhang	2007	4	100
Disclosure Frequency and Earnings Management	Jo and Kim	2007	5	99
Do Labor Markets Discipline? Evidence From RMBS...	Griffin, Kruger, and Maturana	2019	2	99
Regulation of Charlatans in High-Skill Professions	Berk and Binsbergen	2022	4	97
Tunneling Through Intercorporate Loans: The China...	Jiang, Lee, and Yue	2010	1	97
Managerial Myopia and the Mortgage Meltdown	Kolasinski and Yang	2018	1	94
Borrower Misreporting and Loan Performance	Garmaise	2015	3	94
Litigation Risk and IPO Underpricing	Lowry and Shu	2002	0	94
Regulatory Transparency and the Alignment of...	Hutton, Shu, and Zheng	2022	0	93
Political Capital and Moral Hazard	Kostovetsky	2015	3	92
Market Timing and Managerial Portfolio Decisions	Jenter	2005	1	92
Tunnel-Proofing the Executive Suite:...	Noe	2009	1	89
Manipulation in the VIX?	Griffin and Shams	2018	2	89
Incentivizing Financial Regulators	Kalmenovitz	2021	1	88
Revolving Doors on Wall Street	Cornaggia, Cornaggia, and Xia	2016	3	88
The Corporate Value of (Corrupt) Lobbying	Borisov, Goldman, and Gupta	2016	1	88
Does Backdating Explain the Stock Price Pattern...	Heron and Lie	2007	2	88
Stock Price Clustering on Option Expiration Dates	Ni, Pearson, and Poteshman	2005	1	85
Portfolio Pumping and Managerial Structure	Patel and Sarkissian	2021	1	84
The Strategic Underreporting of Bank Risk	Begley et al.	2017	5	82
Strategic Ownership Structure and the Cost of Debt	Aslan and Kumar	2012	0	80
The Impact of Illegal Insider Trading in Dealer...	Fishe and Robe	2004	4	80
Market Efficiency and Limits to Arbitrage:...	Allen et al.	2021	2	80
Competition, Profitability, and Discount Rates	Dou, Ji, and Wu	2021	0	79
Corporate Actions and the Manipulation of Retail...	Titman, Wei, and Zhao	2022	1	78
Political Relationships, Global Financing, and...	Leuz and Oberholzer-Gee	2006	3	78
The Limits of Model-Based Regulation	Behn, Haselmann, and Vig	2022	2	77
Competition and Cooperation in Divisible Good...	Sade, Schnitzlein, and Zender	2006	1	77
Political Determinants of Competition in the...	Faccio and Zingales	2022	2	76
Are Insider Trades Informative?	Lakonishok and Lee	2001	2	74
More Insiders, More Insider Trading: Evidence...	Acharya and Johnson	2010	3	73
Short Selling Around Seasoned Equity Offerings	Henry and Koski	2010	3	73
Tunneling or Value Added? Evidence From Mergers...	Bae, Kang, and Kim	2002	3	72
Local Overweighting and Underperformance:...	Hochberg and Rauh	2013	1	71
CMBS and Conflicts of Interest: Evidence From...	Wong	2018	4	70
Chasing Private Information	Kacperczyk and Pagnotta	2019	0	70
Insider Trading, News Releases, and Ownership...	Fidrmuc et al.	2006	1	69
The Effectiveness of Reputation as a Disciplinary...	Fang and Yasuda	2009	3	69
Earnings Management and the Market Performance of.	Louis	2004	6	67
Intermediated Investment Management	Stoughton, Wu, and Zechner	2011	5	67
When Do Banks Listen to Their Analysts? Evidence...	Haushalter and Lowry	2011	2	66
The Importance of IRS Monitoring to Debt Pricing...	Guedhami and Pittman	2008	0	66
Performance-Induced CEO Turnover	Jenter and Lewellen	2021	0	66
Conflicting Interests and the Effect of Fiduciary...	Egan, Ge, and Tang	2022	2	66
Deductio' Ad Absurdum: CEOs Donating Their Own..	Yermack	2009	3	65
The Commitment Problem of Secured Lending	Fabbri and Menichini	2016	0	65

Table IA.11 Flagged Forensic Finance Papers (Continued)

Title	Authors	Year	N Forensic Words	
			Title & Abstract	Overall
Liquidity and Manipulation of Executive...	Axelson and Baliga	2009	2	62
Foreign Corporations and the Culture of...	Braguinsky and Mityakov	2015	3	62
The Opportunity for Conspiracy in Asset Markets...	Cason	2000	1	62
Corporate Tax Avoidance and Stock Price Crash...	Kim, Li, and Zhang	2011	0	60
Unlocking Clients: The Importance of...	Gurun, Stoffman, and Yonker	2021	2	60
Lucky CEOs and Lucky Directors	Bebchuk, Grinstein, and Peyer	2010	0	59
Military CEOs	Benmelech and Frydman	2015	1	58
The Influence of Political Bias in State Pension...	Bradley, Pantzalis, and Yuan	2016	0	57
Attentive Insider Trading	Allredge and Cicero	2015	1	56
Rumors	Bommel	2003	0	56
Mandatory Disclosure and Operational Risk:...	Brown et al.	2008	0	56
Industry Structure and Horizontal Takeovers:...	Shahrur	2005	1	55
Is Universal Banking Justified? Evidence From...	Kang and Liu	2007	2	55
Information Sharing and Rating Manipulation	Giannetti, Liberti, and Sturgess	2017	4	55
Cancellable Insider Trading Plans: An Analysis of...	Lenkey	2019	1	55
Corporate Governance and Pay-for-Performance: The...	Cornett, Marcus, and Tehranian	2008	4	54
Worldwide Reach of Short Selling Regulations	Jain et al.	2013	0	54
How Important Is the Financial Media in Global...	Griffin, Hirschey, and Kelly	2011	2	54
Cheap-Stock Tunneling Around Preemptive Rights	Fried and Spamann	2020	4	54
Valuing Changes in Political Networks: Evidence...	Akey	2015	1	53
Short-Termism Spillovers From the Financial...	Bird et al.	2022	0	53
CFOs and CEOs: Who Have the Most Influence on...	Jiang, Petroni, and Wang	2010	3	52
Does the Contribution of Corporate Cash Holdings...	Pinkowitz et al.	2006	0	52
Opaque Financial Reports, R2, and Crash Risk	Hutton, Marcus, and Tehranian	2009	2	52
Investor Protection and Capital Fragility:...	Aragon, Nanda, and Zhao	2021	1	52
Political Connections and Preferential Access to...	Claessens, Feijen, and Laeven	2008	3	52
Are Hedge Fund Managers Systematically...	Jorion and Schwarz	2014	3	51
How Organizational Hierarchy Affects Information...	Skrastins and Vig	2019	1	51
The Source of Information in Prices and...	Edmans et al.	2017	1	50
Sources of Gains in Horizontal Mergers: Evidence...	Fee and Thomas	2004	2	50
Corporate Misreporting and Bank Loan Contracting	Graham, Li, and Qiu	2008	2	50
Opioid Crisis Effects on Municipal Finance	Cornaggia et al.	2022	0	49
Corporate Tax Avoidance and High-Powered...	Desai and Dharmapala	2006	0	49
Do Hedge Fund Managers Misreport Returns?...	Bollen and Pool	2009	1	49
Do Foreigners Invest Less in Poorly Governed...	Leuz, Lins, and Warnock	2009	0	48
Price Revelation From Insider Trading: Evidence...	Akey, Grégoire, and Martineau	2022	2	48
Trusting the Stock Market	Guiso, Sapienza, and Zingales	2008	1	48
Advisors and Asset Prices: A Model of the Origins...	Hong, Scheinkman, and Xiong	2008	0	48
Corporate Governance in the Asian Financial Crisis	Johnson et al.	2000	0	48
Debt Collection Agencies and the Supply of...	Fedaseyeu	2020	1	47
The Dating Game: Do Managers Designate Option...	Narayanan and Seyhun	2008	2	47
What Makes the Bonding Stick? A Natural...	Licht et al.	2018	1	47
Reputation and Signaling in Asset Sales	Hartman-Glaser	2017	1	47
Industry Familiarity and Trading: Evidence From...	Ben-David, Birru, and Rossi	2019	0	46
Do Analysts Matter for Governance? Evidence From..	Chen, Harford, and Lin	2015	1	46
Walrasian Tâtonnement Auctions on the Tokyo Grain.	Eaves and Williams	2007	1	46
The Impacts of Political Uncertainty on Asset...	Liu, Shu, and Wei	2017	0	45
The Internal Capital Markets of Business Groups:...	Buchuk et al.	2014	1	45
Conflicts of Interest and Stock Recommendations:...	Kadan et al.	2009	1	45
The Value of Local Political Connections in a...	Amore and Bennesen	2013	3	45
The Role of Institutional Investors in Seasoned...	Chemmanur, He, and Hu	2009	2	45
The Impact of Investor Protection Law on...	Agrawal	2013	1	45
CEO Incentives and Earnings Management	Bergstresser and Philippon	2006	2	44
Do Investors Trade More When Stocks Have...	Griffin, Nardari, and Stulz	2007	1	44
The Job Rating Game: Revolving Doors and Analyst...	Kempf	2020	2	43

Table IA.11 Flagged Forensic Finance Papers (Continued)

Title	Authors	Year	N Forensic Words	
			Title & Abstract	Overall
Insider Trading in Credit Derivatives	Acharya and Johnson	2007	2	43
Asset Management Within Commercial Banking...	Ferreira, Matos, and Pires	2018	1	42
Public and Private Enforcement of Securities...	Jackson and Roe	2009	0	42
Are Fairness Opinions Fair? The Case of Mergers...	Kisgen, Qian, and Song	2009	0	42
Intragroup Propping: Evidence From the...	Bae, Cheon, and Kang	2008	0	42
Financial Market Ethics	Easley and O'Hara	2023	0	42
Political Connections and Allocative Distortions	Schoenherr	2019	1	41
Insider Trades and Private Information: The...	Cheng, Nagar, and Rajan	2007	2	41
Credit Ratings and the Cost of Municipal Financing	Cornaggia et al.	2018	0	41
Does It Matter Who Pays for Bond Ratings?...	Jiang, Stanford, and Xie	2012	1	41
The Asset Growth Effect: Insights From...	Watanabe et al.	2013	0	41
Do Property Rights Matter? Evidence From a...	Berkowitz, Lin, and Ma	2015	1	40
The Information Content of Litigation...	Esty	2001	3	39
Property Rights Institutions, Foreign Investment,...	Lin et al.	2019	0	39
The Effect of SOX Section 404: Costs, Earnings...	Iliev	2010	0	39
Playing the Devil's Advocate: The Causal Effect...	Berg	2015	0	38
What Works in Securities Laws?	Porta et al.	2006	0	38
Managerial Opportunism? Evidence From Directors'	Chalmers, Dann, and Harford	2002	0	38
The Corporate Governance Role of the Media:...	Dyck, Volchkova, and Zingales	2008	0	37
Competition of the Informed: Does the Presence of...	Massa et al.	2015	1	37
Surprise Election for Trump Connections	Child et al.	2021	1	37
Color and Credit: Race, Regulation, and the...	Begley and Purnanandam	2021	1	37
Corporate Tax Havens and Transparency	Bennedsen and Zeume	2018	0	36
The Power of the Street: Evidence From Egypt's...	Acemoglu, Hassan, and Tahour	2018	0	36
Information Asymmetry, R&D, and Insider Gains	Aboody and Lev	2000	1	36
Too Busy to Mind the Business? Monitoring by...	Ferris et al.	2003	1	36
The Structure and Formation of Business Groups:...	Almeida et al.	2011	1	36
Politicians and the IPO Decision: The Impact of...	Piotroski and Zhang	2014	2	36
Competition and Bank Opacity	Jiang, Levine, and Lin	2016	0	35
Information Dispersion Across Employees and Stock.	Agrawal, Hacamo, and Hu	2021	0	35
Capitalizing on Capitol Hill: Informed Trading by...	Gao and Huang	2016	0	35
Managerial Opportunism During Corporate Litigatio	Haslem	2005	0	35
Credit Rationing, Income Exaggeration, and...	Ambrose, Conklin, and Yoshida	2016	1	35
Does Social Capital Mitigate Agency Problems?...	Hoi, Wu, and Zhang	2019	1	35
Contracting Without Contracting Institutions: The...	Miao, Niu, and Noe	2021	1	35
Price Support by Bank-Affiliated Mutual Funds	Golez and Marin	2015	1	35
Information Control, Career Concerns, and...	Song and Thakor	2006	0	34
Price Formation and Market Quality When the...	Schnitzlein	2002	1	34
Employee Sentiment and Stock Option Compensation	Bergman and Jenter	2007	0	34
Benchmarks in Search Markets	Duffie, Dworzak, and Zhu	2017	0	34
Mutual Funding	Gil-Bazo et al.	2020	0	34
Tax Shelters and Corporate Debt Policy	Graham and Tucker	2006	0	34
Corporate Ownership Structure and the Choice...	Lin et al.	2013	0	34
Asset Management and Investment Banking	Berzins, Liu, and Trzcinka	2013	1	34
Authority, Consensus, and Governance	Chakraborty and Yilmaz	2017	0	33
Common Ownership and Competition in Product...	Koch, Panayides, and Thomas	2021	0	33
Industry Window Dressing	Chen, Cohen, and Lou	2016	1	33
Theft and Taxes	Desai, Dyck, and Zingales	2007	2	33
Pre-Trade Hedging: Evidence From the Issuance of...	Henderson, Pearson, and Wang	2020	1	33
Corporate Governance and Firm Value: The Impact...	Chhaochharia and Grinstein	2007	0	33
Do Wall Street Landlords Undermine Renters'...	Gurun et al.	2023	0	33
Cheap Talk and Strategic Rounding in LIBOR...	Hernando-Veciana and Tröge	2020	0	33
Communication and Decision-Making in Corporate...	Malenko	2014	0	33
Birds of a Feather: Value Implications of...	Lee, Lee, and Nagarajan	2014	1	33
Bankers on Boards:: Monitoring, Conflicts of...	Kroszner and Strahan	2001	2	32

Table IA.11 Flagged Forensic Finance Papers (Continued)

Title	Authors	Year	N Forensic Words	
			Title & Abstract	Overall
Optimal Long-Term Contracting With Learning	He et al.	2017	1	32
Ownership Structure and Financial Constraints...	Lin, Ma, and Xuan	2011	1	32
Where Is the Market? Evidence From Cross-Listings...	Halling et al.	2008	2	32
Do Real Estate Agents Have Information Advantages..	Agarwal et al.	2019	0	32
Ownership Structure, Voting, and Risk	Dhillon and Rossetto	2015	1	31
Conflicts of Interest, Information Provision, and...	Bolton, Freixas, and Shapiro	2007	3	31
The Effects of Firm-Initiated Clawback Provisions...	Chan, Chen, and Chen	2013	1	31
Ultimate Ownership and Control in Russia	Chernykh	2008	0	31
The Political Economy of Financial Regulation:...	Benmelech and Moskowitz	2010	0	30
When an Event Is Not an Event: The Curious Case...	Bhattacharya et al.	2000	1	30
Political Representation and Governance: Evidence...	Andonov, Hochberg, and Raul	2018	0	30
How Constraining Are Limits to Arbitrage?	Ljungqvist and Qian	2016	0	30
For Richer, for Poorer: Bankers' Liability and...	Koudijs, Salisbury, and Sran	2021	1	30
The Impact of Governance Reform on Performance...	Price, Román, and Rountree	2011	1	30
What Happens in Nevada? Self-Selecting Into Lax...	Barzusa and Smith	2014	1	30
Brokers Versus Retail Investors: Conflicting...	Egan	2019	0	30
Employee Representation and Financial Leverage	Lin, Schmid, and Xuan	2018	0	29
The Market for Conflicted Advice	Chang and Szydlowski	2020	1	29
Political Uncertainty and Corporate Investment...	Julio and Yook	2012	0	29
Pinning in the S&P 500 Futures	Golez and Jackwerth	2012	0	29
Managerial Agency and Bond Covenants	Chava, Kumar, and Warga	2010	3	29
How Close Are Close Shareholder Votes?	Bach and Metzger	2019	0	29
CFOs Versus CEOs: Equity Incentives and Crashes	Kim, Li, and Zhang	2011	0	29
Dissecting Bankruptcy Frictions	Dou et al.	2021	2	29
When and How Are Rule 10b5-1 Plans Used for...	Fich, Parrino, and Tran	2023	1	28
Managerial Short-Termism, Turnover Policy, and...	Varas	2018	0	28
Trading Out of Sight: An Analysis of...	Eisele et al.	2020	1	28
Family Firms	Burkart, Panunzi, and Shleifer	2003	0	28
Trust and Delegation	Brown et al.	2012	0	28
Fintech, Regulatory Arbitrage, and the Rise of...	Buchak et al.	2018	1	28
Hedge Funds: Pricing Controls and the Smoothing...	Cassar and Gerakos	2011	2	27
Strategic Trading Behavior and Price Distortion...	Merrick, Naik, and Yadav	2005	2	27
A Reexamination of Tunneling and Business Groups...	Siegel and Choudhury	2012	2	27
Making Sense of Cents: An Examination of Firms...	Bhojraj et al.	2009	0	27
Tunneling, Propping, and Expropriation: Evidence...	Cheung, Rau, and Stouraitis	2006	1	27
Advising the Management: A Theory of Shareholder...	Kakhbod et al.	2023	0	27
Corporate Culture: Evidence From the Field	Graham et al.	2022	0	27
Affiliated Mutual Funds and the Allocation of...	Ritter and Zhang	2007	2	27
Nonbinding Voting for Shareholder Proposals	Levit and Malenko	2011	1	27
Research for Sale: Determinants and Consequences...	Kirk	2011	2	27
When Is a Liability Not a Liability? Textual...	Loughran and Mcdonald	2011	1	26
Why New Issues and High-Accrual Firms...	Teoh and Wong	2002	0	26
Large Shareholders and Credit Ratings	Kedia, Rajgopal, and Zhou	2017	0	26
Rating the Ratings: How Good Are Commercial...	Daines, Gow, and Larcker	2010	0	26
Employee Rights and Acquisitions	John, Knyazeva, and Knyazeva	2015	1	26
Are CDS Auctions Biased and Inefficient?	Du and Zhu	2017	0	26
The Value of Intermediation in the Stock Market	Maggio, Egan, and Franzoni	2022	1	26
A Comparison of Some Structural Models of Private...	Duarte, Hu, and Young	2020	0	25
Is Bitcoin Really Untethered?	Griffin and Shams	2020	0	25
Share Issuance and Cross-Sectional Returns:...	McClean, Pontiff, and Watanabe	2009	0	25
Political Rights and the Cost of Debt	Qi, Roth, and Wald	2010	0	25
Do Independent Director Departures Predict Future...	Fahlenbrach, Low, and Stulz	2017	0	25
Measuring Corporate Culture Using Machine Learnin	Li et al.	2021	1	25
The Oligopoly Lucas Tree	Dou, Ji, and Wu	2022	0	25
Ownership Structure and the Cost of Corporate...	Lin et al.	2011	1	25

Table IA.11 Flagged Forensic Finance Papers (Continued)

Title	Authors	Year	N Forensic Words	
			Title & Abstract	Overall
Vertical Divestitures Through Equity Carve-Outs...	Jain, Kini, and Shenoy	2011	0	25
Dividends, Share Repurchases, and the...	Grullon and Michaely	2002	0	25
Feedback Trading Between Fundamental and...	Guo and Ou-Yang	2015	0	25
Firing Costs and Capital Structure Decisions	Serfling	2016	0	25
Advertising Expensive Mortgages	Gurun, Matvos, and Seru	2016	0	24
Politicizing Consumer Credit	Akey, Heimer, and Lewellen	2021	0	24
How Valuable Are Independent Directors? Evidence.	Masulis and Zhang	2019	0	24
Political Geography and Stock Returns: The Value...	Kim, Pantzalis, and Park	2012	1	24
Strategic News Releases in Equity Vesting Months	Edmans et al.	2018	0	24
Public Hedge Funds	Sun and Teo	2019	1	23
The Evolution of Corporate Ownership After IPO:...	Foley and Greenwood	2010	0	23
The Adverse Effects of Systematic Leakage Ahead...	Michaelides et al.	2015	0	23
Is Information Risk Priced? Evidence From...	Yang, Zhang, and Zhang	2020	1	23
Political Uncertainty and Investment: Causal...	Jens	2017	0	23
The U.S. Left Behind? Financial Globalization and...	Doidge, Karolyi, and Stulz	2013	0	23
Management Sub-Advising in the Mutual Fund...	Moreno, Rodríguez, and Zambrana	2018	0	23
Rating Agency Fees: Pay to Play in Public Finance?	Cornaggia, Cornaggia, and Israelsen	2023	1	23
Escape From New York: The Market Impact of...	Fernandes, Lel, and Miller	2010	1	22
Big Business Owners in Politics	Bunkanwanicha and Wiwattanakantang	2009	1	22
Expectations Management and Stock Returns	Johnson, Kim, and So	2020	0	22
Who Should Pay for Credit Ratings and How?	Kashyap and Kovrijnykh	2016	0	22
Private Equity Portfolio Company Fees	Phalippou, Rauch, and Umber	2018	0	22
Reputation Concerns of Independent Directors:...	Jiang, Wan, and Zhao	2016	0	22
The Role of Syndicate Structure in Bank...	Narayanan, Rangan, and Rangar	2004	0	22
Patent Quality, Firm Value, and Investor...	Shu, Tian, and Zhan	2022	0	22
Optimal Property Rights in Financial Contracting	Ayotte and Bolton	2011	0	22
Explaining the Size of the Mutual Fund Industry...	Khorana, Servaes, and Tufano	2005	0	22
Equity Grants to Target CEOs During Deal...	Heitzman	2011	0	22
How Do Consumers Fare When Dealing With Debt...	Cheng, Severino, and Townsend	2021	1	22
Flights of Fancy: Corporate Jets, CEO...	Yermack	2006	0	22
Corporate Governance and Risk-Taking	John, Litov, and Yeung	2008	0	21
Concealing and Confounding Adverse Signals:...	Ang and Brau	2003	1	21
Governance and Boards of Directors in Closed-End...	Guercio, Dann, and Partch	2003	0	21
Does Personal Liability Deter Individuals From...	Naaraayanan and Nielsen	2021	1	21
Do Managers Intentionally Use Repurchase Tender...	Louis and White	2007	0	21
Regulatory and Legal Pressures and the Costs of...	Schultz	2000	3	21
Culture, Openness, and Finance	Stulz and Williamson	2003	0	21
Change You Can Believe In? Hedge Fund Data...	Patton, Ramadorai, and Streatfield	2015	0	21
Do Hedge Funds Manage Their Reported Returns?	Agarwal, Daniel, and Naik	2011	1	21
How Costly Is Corporate Bankruptcy for the CEO?	Eckbo, Thorburn, and Wang	2016	0	21
Shareholder Activism and CEO Pay	Ertimur, Ferri, and Muslu	2011	0	21
The Credit Ratings Game	Bolton, Freixas, and Shapiro	2012	1	21
Capital-Market Effects of Securities Regulation:...	Christensen, Hail, and Leuz	2016	0	21
Do Market Efficiency Measures Yield Correct...	Griffin, Kelly, and Nardari	2010	1	21
Doing Battle With Short Sellers: The Conflicted...	Khanna and Mathews	2012	1	21
Executive Compensation Incentives Contingent on...	Li and Wang	2016	1	21
Predatory Lending and the Subprime Crisis	Agarwal et al.	2014	0	21
On the Design of Contingent Capital With a Market...	Sundaesan and Wang	2015	1	21
Peer Effects in Corporate Governance Practices:...	Foroughi et al.	2022	0	20
Small Bank Lending in the Era of Fintech and...	Begley and Srinivasan	2022	0	20
Corporate Ownership Structure and Bank Loan...	Lin et al.	2012	0	20
The Labor Market for Bankers and Regulators	Bond and Glode	2014	0	20
Arbitrating Arbitrageurs	Attari, Mello, and Ruckes	2005	1	20
The Power of Voice: Managerial Affective States...	Mayew and Venkatachalam	2012	0	20
Large Shareholder Diversification and Corporate...	Faccio, Marchica, and Mura	2011	0	20

Table IA.11 Flagged Forensic Finance Papers (Continued)

Title	Authors	Year	N Forensic Words	
			Title & Abstract	Overall
IPOs and Long-Term Relationships: An Advantage of...	Sherman	2000	0	20
Do Hedge Funds Trade on Private Information?...	Massoud et al.	2011	1	20
Entry Regulation as a Barrier to Entrepreneurship	Klapper, Laeven, and Rajan	2006	0	20
Why Don't U.S. Issuers Demand European Fees for...	Abrahamson, Jenkinson, and Jones	2011	0	20
Shorting Flows, Public Disclosure, and Market...	Wang, Yan, and Zheng	2020	0	20
How Do Investment Ideas Spread Through Social...	Rantala	2019	0	20
Does Corporate Governance Matter in Competitive...	Giroud and Mueller	2010	0	20
Comparing the Stock Recommendation Performance of...	Barber, Lehavy, and Trueman	2007	0	20
Do Private Equity Funds Manipulate Reported...	Brown, Gredil, and Kaplan	2019	3	19
Product Market Competition, Insider Trading, and...	Peress	2010	1	19
Level 3 Assets: Booking Profits and Concealing...	Milbradt	2012	2	19
Board Expertise: Do Directors From Related...	Dass et al.	2014	1	19
Advance Disclosure of Insider Trading	Lenkey	2014	2	18
Mixing Family With Business: A Study of Thai...	Bertrand et al.	2008	1	17
Non-Rating Revenue and Conflicts of Interest	Baghai and Becker	2018	2	17
Playing Favorites: Conflicts of Interest in...	Guercio, Genç, and Tran	2018	2	17
Revealing Shorts an Examination of Large Short...	Jones, Reed, and Waller	2016	1	17
Does Asymmetric Information Drive Capital...	Bharath, Pasquariello, and Wu	2009	1	16
The Going-Public Decision and the Product Market	Chemmanur, He, and Nandy	2010	1	16
Hostile Resistance to Hedge Fund Activism	Boyson and Pichler	2019	1	16
Trade Generation, Reputation, and Sell-Side...	Jackson	2005	1	16
Do Professional Norms in the Banking Industry...	Cohn, Fehr, and Maréchal	2017	1	15
Non-Deal Roadshows, Informed Trading, and Analyst...	Bradley, Jame, and Williams	2022	2	15
The Pollution Premium	Hsu, Li, and Tsou	2023	1	15
Token-Based Platform Finance	Cong, Li, and Wang	2022	1	15
Is Proprietary Trading Detrimental to Retail...	Fecht, Hackethal, and Karabulut	2018	1	15
Side-by-Side Management of Hedge Funds and Mutual...	Nohel, Wang, and Zheng	2010	2	15
The Rise of a Network: Spillover of Political...	Moon and Schoenherr	2022	1	15
Did Going Public Impair Moody's Credit Ratings?	Kedia, Rajgopal, and Zhou	2014	3	14
Structured Debt Ratings: Evidence on Conflicts of...	Efing and Hau	2015	1	14
Corporate Governance and Firm Profitability:...	Joh	2003	2	14
Liquidity of Emerging Markets	Lesmond	2005	1	13
Rewarding Trading Skills Without Inducing Gambling	Makarov and Plantin	2015	1	13
Firm Values and Sovereign Wealth Fund Investments	Dewenter, Han, and Malatesta	2010	1	13
How Much Value Can Blockholders Tunnel? Evidence..	Atanasov	2005	1	13
Conflicts of Interest in Sell-Side Research and...	Ljungqvist et al.	2007	1	12
Voluntary Disclosures Around Share Repurchases	Brockman, Khurana, and Martin	2008	1	12
Payday Lenders: Heroes or Villains?	Morse	2011	1	12
Actual Share Repurchases, Price Efficiency, and...	Busch and Obernberger	2017	1	12
Directors' Career Concerns: Evidence From Proxy...	Zhang	2021	1	12
Trading Restrictions and Stock Prices	Greenwood	2009	1	11
Informed Trading by Advisor Banks: Evidence From...	Lowry, Rossi, and Zhu	2019	1	11
Hedge Funds and Discretionary Liquidity...	Aiken, Clifford, and Ellis	2015	1	10
Formal Versus Informal Finance: Evidence From...	Ayyagari et al.	2010	1	10
Agents Watching Agents?: Evidence From Pension...	Woidtke	2002	1	10
Networks and Productivity: Causal Evidence From...	Brogaard, Engelberg, and Parsons	2014	2	10
Who Writes the News? Corporate Press Releases...	Ahern and Sosyura	2014	1	10
Corporate Control Activism	Corum and Levit	2019	1	10
Cross-Ownership, Returns, and Voting in Mergers	Matvos and Ostrovsky	2008	1	10
Shareholder Wealth Effects and Bid Negotiation in...	Bates, Lemmon, and Linck	2006	1	10
Portfolio Performance and Agency	Dybvig, Farnsworth, and Carpenter	2010	1	10

Journal ■ JF ■ JFE ■ RFS